


Distributed by:

**JAMECO**<sup>®</sup>  
ELECTRONICS

**www.Jameco.com ♦ 1-800-831-4242**

The content and copyrights of the attached  
material are the property of its owner.

Jameco Part Number 696079



## Features

- 3/4 " Rectangular / Multiturn Cermet / Industrial / Sealed
- Low PC board profile - only 1/4 " high
- Panel mount option available
- Transparent housing available, can be set visually without hook-up and instrumentation ("P" style only)

■ RoHS compliant\* version available

# 3006 - Trimpot® Trimming Potentiometer

## Electrical Characteristics

Standard Resistance Range .....10 to 5 megohms  
 (see standard resistance table)  
 Resistance Tolerance .....±10 % std.  
 (tighter tolerance available)  
 Absolute Minimum Resistance .....1.0 % or 2 ohms max.  
 (whichever is greater)  
 Contact Resistance Variation .....1.0 % or 1 ohm max.  
 (whichever is greater)  
 Adjustability  
 Voltage .....±0.01 %  
 Resistance .....±0.05 %  
 Resolution .....Infinite  
 Insulation Resistance .....500 vdc.  
 1,000 megohms min.  
 Dielectric Strength  
 Sea Level .....1,000 vac  
 80,000 Feet .....250 vac  
 Adjustment Angle .....15 turns nom.

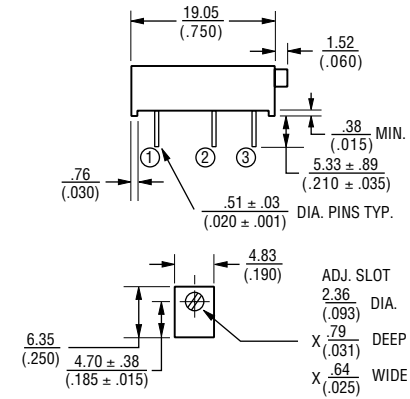
## Environmental Characteristics

Power Rating (400 volts max.)  
 70 °C .....0.75 watt  
 125 °C .....0 watt  
 Temperature Range .....-55 °C to +125 °C  
 Temperature Coefficient .....±100 ppm/°C  
 Seal Test .....85 °C Fluorinert\*  
 Humidity .....MIL-STD-202 Method 103  
 96 hours  
 (3 % ΔTR, 20 Megohms IR)  
 Vibration .....20 G (2 % ΔTR; 2 % ΔVR)  
 Shock .....50 G (2 % ΔTR; 2 % ΔVR)  
 Load Life ...1,000 hours 0.75 watt 70 °C  
 (4 % ΔTR)  
 Rotational Life .....200 cycles  
 (3 % ΔTR; 1 % or 1 ohm,  
 whichever is greater, CRV)

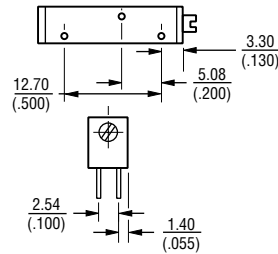
## Physical Characteristics

Torque .....5.0 oz-in. max.  
 Mechanical Stops .....Wiper idles  
 Terminals .....Solderable pins  
 Weight .....0.04 oz.  
 Marking .....Manufacturer's  
 .....trademark, resistance code,  
 .....terminal numbers, date code,  
 .....manufacturer's model number  
 .....and style  
 Wiper .....50 % (Actual TR) ±10 %  
 Flammability .....U.L. 94V-0  
 Standard Packaging .....25 pcs. per tube  
 Adjustment Tool .....H-90

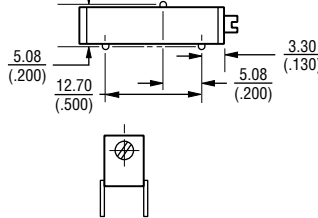
## Common Dimensions



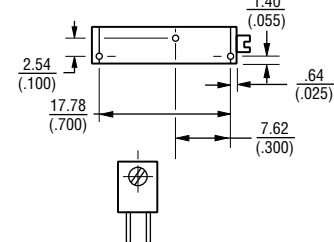
## 3006P



## 3006W



## 3006Y



TOLERANCES: ± 0.25 (.010) EXCEPT WHERE NOTED

DIMENSIONS ARE:  $\frac{\text{MM}}{\text{(INCHES)}}$

## How To Order

**3006 P - 1 - 103 Z LF**

Model \_\_\_\_\_  
 Style \_\_\_\_\_  
 Standard or Modified Product Indicator \_\_\_\_\_  
 -1 = Standard Product  
 -7 = Transparent Housing  
 Resistance Code \_\_\_\_\_  
 Optional Suffix Letter \_\_\_\_\_  
 Z = Panel Mount (Factory Installed)  
 Terminations \_\_\_\_\_  
 LF = 100 % Tin-plated (RoHS compliant)  
 Blank = 90 % Tin / 10 % Lead-plated (Standard)  
 Consult factory for other available options.

## Standard Resistance Table

Resistance (Ohms)	Resistance Code
10	100
20	200
50	500
100	101
200	201
<b>500</b>	<b>501</b>
<b>1,000</b>	<b>102</b>
<b>2,000</b>	<b>202</b>
<b>5,000</b>	<b>502</b>
<b>10,000</b>	<b>103</b>
<b>20,000</b>	<b>203</b>
<b>25,000</b>	<b>253</b>
<b>50,000</b>	<b>503</b>
<b>100,000</b>	<b>104</b>
<b>200,000</b>	<b>204</b>
250,000	254
500,000	504
1,000,000	105
2,000,000	205

Popular distribution values listed in boldface. Special resistances available.

