

Distributed by:

**JAMECO**<sup>®</sup>  
ELECTRONICS

**www.Jameco.com ♦ 1-800-831-4242**

The content and copyrights of the attached  
material are the property of its owner.





Jameco Part Number 733067

# Unshielded







## Audio, Control and Instrumentation Cables Non-Plenum

Description	Part No.	UL NEC/ C(UL) CEC Type	No. of Cond.	Color Code	Standard Lengths		Standard Unit Weight		Insulation Thickness		Jacket Thickness		Nominal OD	
					Ft.	m	Lbs.	kg	Inch	mm	Inch	mm	Inch	mm

### 22 AWG Solid Bare Copper Conductors • Conductors Cabled

Polyethylene Insulation • Rose Gray PVC Jacket														
	<b>8795</b> UL AWM Style 2092 (300V 60°C)	NEC: CM CEC: CM	2	Red, Green	U-500	U-152.4	10.0	4.5	.018	.46	.022	.56	.168	4.27
					U-1000	U-304.8	19.0	8.6						
					1000	304.8	17.0	7.8						
	<b>8794</b> UL AWM Style 2093 (300V 60°C)	NEC: CM	3	Green, Red, Yellow	U-1000	U-304.8	22.0	10.0	.018	.46	.022	.56	.178	4.52
					1000	304.8	21.0	9.6						
	<b>9794</b> UL AWM Style 2094 (300V 60°C)	NEC: MP, CM	4	Green, Red, Yellow, Black	U-500	U-152.4	14.0	6.4	.018	.46	.025	.64	.200	5.08
					U-1000	U-304.8	26.0	11.8						
					1000	304.8	25.0	11.4						
	<b>1242A</b> UL AWM Style 2094 (300V 60°C)	NEC: CM CEC: CM	4	Green, Red, Yellow, Black	U-1000	U-304.8	16.0	7.2	.018	.46	.025	.64	.154	3.91

### 22 AWG Stranded (7x30) Tinned Copper Conductors • Conductors Cabled

PVC Insulation • Chrome PVC Jacket														
	<b>8442*</b>	NEC: CMG CEC: CMG FT4	2	Black, Red	100	30.5	2.4	1.1	.015	.38	.025	.64	.170	4.32
					U-500	U-152.4	8.0	3.7						
					500	152.4	7.5	3.4						
					U-1000	U-304.8	15.0	6.8						
					1000	304.8	15.0	6.8						
*Twisted pair														
	<b>8443</b> UL AWM Style 2576 (150V 80°C)	NEC: CMG CEC: CMG FT4	3	Black, Red, Green	100	30.5	2.7	1.2	.010	.25	.032	.81	.172	4.37
					U-500	U-152.4	9.5	4.3						
					500	152.4	9.5	4.3						
					U-1000	U-304.8	18.0	8.2						
					1000	304.8	18.0	8.2						
	<b>8444</b>	NEC: CMG CEC: CMG FT4	4	See Chart 1 (Tech Info Section)	100	30.5	3.1	1.4	.010	.25	.032	.81	.185	4.70
					U-500	U-152.4	11.5	5.2						
					500	152.4	11.5	5.2						
					U-1000	U-304.8	22.0	10.0						
					1000	304.8	23.0	10.5						
	<b>8445</b>	NEC: CMG CEC: CMG FT4	5	See Chart 1 (Tech Info Section)	100	30.5	3.5	1.6	.010	.25	.032	.81	.194	4.93
					U-500	U-152.4	13.5	6.1						
					500	152.4	13.5	6.1						
					U-1000	U-304.8	25.0	11.4						
					1000	304.8	26.0	11.8						
	<b>9430</b>	NEC: CMG CEC: CMG FT4	7	See Chart 1 (Tech Info Section)	U-500	U-152.4	17.0	7.7	.010	.25	.032	.81	.214	5.44
					500	152.4	17.0	7.7						
					U-1000	U-304.8	32.0	14.5						
					1000	304.8	34.0	15.9						
	<b>9421</b>	NEC: CMG CEC: CMG FT4	8	See Chart 1 (Tech Info Section)	U-500	U-152.4	4.2	1.9	.010	.25	.032	.81	.229	5.82
					500	152.4	19.0	8.7						
					500	152.4	18.5	8.4						
					U-1000	U-304.8	36.0	16.3						
					1000	304.8	38.0	17.2						
	<b>9423</b>	NEC: CMG CEC: CMG FT4	9	See Chart 1 (Tech Info Section)	100	30.5	4.7	2.1	.010	.25	.032	.81	.244	6.20
					U-500	U-152.4	21.0	9.6						
					500	152.4	21.5	9.8						
					U-1000	U-304.8	41.0	18.6						
					1000	304.8	43.0	19.5						
	<b>8456</b>	NEC: CMG CEC: CMG FT4	10	See Chart 1 (Tech Info Section)	100	30.5	5.0	2.3	.010	.25	.032	.81	.264	6.71
					U-500	U-152.4	22.5	10.2						
					500	152.4	23.0	10.5						
					U-1000	U-304.8	44.0	20.0						
					1000	304.8	46.0	20.9						

\*Final put-up may vary -10% to +20%. May contain two pieces, minimum length of any one piece is 1500 ft.






# Unshielded

## Audio, Control and Instrumentation Cables Plenum-Rated and Non-Plenum



Description	Part No.	UL NEC/ C(UL) CEC Type	No. of Cond.	Color Code	Standard Lengths		Standard Unit Weight		Insulation Thickness		Jacket Thickness		Nominal OD	
					Ft.	m	Lbs.	kg	Inch	mm	Inch	mm	Inch	mm

**22 AWG Stranded (7x30) Tinned Copper Conductors • Conductors Cabled** *(continued)*

<b>PVC Insulation • Chrome PVC Jacket</b>														
 UL AWM Style 2576 (150V 80°C)	<b>8457</b>	NEC:	12	See Chart 1 (Tech Info Section)	100	30.5	5.6	2.5	.010	.25	.032	.81	.272	6.91
		CMG:			U-500	U-152.4	25.5	11.6						
		CEC:			500	152.4	26.0	11.8						
		CMG FT4			U-1000	U-304.8	50.0	22.7						
					1000	304.8	52.0	23.6						
	<b>8458</b>	NEC:	15	See Chart 2R (Tech Info Section)	100	30.5	7.3	3.3	.010	.25	.040	1.02	.315	8.00
		CMG:			500	152.4	35.5	16.1						
		CEC:			1000	304.8	72.0	32.7						
		CMG FT4												
	<b>9431</b>	NEC:	20	See Chart 2R (Tech Info Section)	100	30.5	9.1	4.1	.010	.25	.040	1.02	.345	8.76
		CMG:			500	152.4	48.5	22.0						
		CEC:			1000	304.8	87.0	39.5						
		CMG FT4												
	<b>8459</b>	NEC:	25	See Chart 2R (Tech Info Section)	100	30.5	11.1	5.0	.010	.25	.040	1.02	.387	9.83
		CMG:			500	152.4	55.0	25.0						
		CEC:			1000	304.8	109.0	49.5						
		CMG FT4												
	<b>9432</b>	NEC:	30	See Chart 2R (Tech Info Section)	100	30.5	12.5	5.7	.010	.25	.040	1.02	.400	10.16
		CMG:			500	152.4	62.5	28.4						
		CEC:			1000	304.8	124.0	56.3						
		CMG FT4												
	<b>9433</b>	NEC:	40	See Chart 2R (Tech Info Section)	100	30.5	16.6	7.5	.010	.25	.040	1.02	.455	11.56
		CMG:			500	152.4	83.0	37.7						
		CEC:			1000	304.8	161.0	73.1						
		CMG FT4												
	<b>9434</b>	NEC:	50	See Chart 2R (Tech Info Section)	500	152.4	100.5	45.7	.010	.25	.045	1.14	.500	12.70
		CMG:			1000	304.8	206.0	93.5						
		CEC:												
		CMG FT4												

<b>Plenum • FEP Insulation • Red FEP Jacket</b>														
 300V RMS, Non-conduit	<b>88442*</b>	NEC:	2	Black, Red	100	30.5	2.3	1.0	.006	.15	.012	.30	.102	2.59
		CMP:			500 <sup>†</sup>	152.4	5.5	2.5						
		CEC:			1000 <sup>†</sup>	304.8	8.0	3.7						
		CMP FT6												
 300V RMS, Non-conduit	<b>88444</b>	NEC:	4	Black, White, Red, Green	100	30.5	2.9	1.3	.006	.15	.010	.25	.121	3.07
		CMP:			500 <sup>†</sup>	152.4	9.0	4.1						
		CEC:			1000 <sup>†</sup>	304.8	15.0	6.8						
		CMP FT6												

Suitable for Outdoor and Direct Burial applications.

<b>Plenum • FEP Insulation • Natural Flamarrest® Jacket</b>														
 300V RMS, Non-conduit	<b>82442*</b>	NEC:	2	Black, Red	U-1000 <sup>†</sup>	U-304.8	9.0	4.1	.006	.15	.015	.38	.113	2.87
		CMP:			1000 <sup>†</sup>	304.8	8.0	3.7						
		CEC:												
		CMP FT6												
 300V RMS, Non-conduit	<b>82444</b>	NEC:	4	Black, White, Red, Green	U-500 <sup>†</sup>	U-152.4	9.0	4.1	.006	.15	.015	.38	.134	3.40
		CMP:			U-1000 <sup>†</sup>	U-304.8	16.0	7.3						
		CEC:			1000 <sup>†</sup>	304.8	15.0	6.8						
		CMP FT6												

\* Twisted Pair

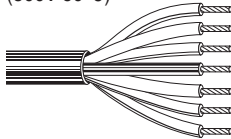
<sup>†</sup>Spools and/or UnReel® cartons are one piece, but length may vary ±10% for spools and ±5% for UnReel from length shown.

# Unshielded

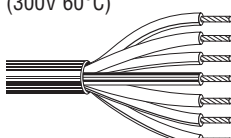
## Audio, Control and Instrumentation Cables Non-Plenum

Description	Part No.	UL NEC/ C(UL) CEC Type	No. of Cond.	Color Code	Standard Lengths		Standard Unit Weight		Insulation Thickness		Jacket Thickness		Nominal OD	
					Ft.	m	Lbs.	kg	Inch	mm	Inch	mm	Inch	mm

**20 AWG** Stranded (7x28) Tinned Copper Conductors • Conductors Cabled

PVC Insulation • Chrome PVC Jacket															
 <p>UL AWM Style 2464 (300V 80°C)</p>	<b>9444</b>	NEC:	4	See Chart 1 (Tech Info Section)	100	30.5	4.0	1.8	.013	.33	.032	.81	.217	5.51	
		CMG			U-500	U-152.4	16.5	7.5							
		CEC:			500	152.4	16.5	7.5							
		CMG FT4			U-1000	U-304.8	32.0	14.5							
					1000	304.8	33.0	15.0							
	<b>9445</b>	NEC:	5	See Chart 1 (Tech Info Section)	100	30.5	4.4	2.1	.013	.33	.032	.81	.239	6.07	
		CMG			U-500	U-152.4	20.0	9.1							
		CEC:			500	152.4	19.5	8.9							
		CMG FT4			U-1000	U-304.8	38.0	17.2							
					1000	304.8	40.0	18.2							
	<b>9439</b>	NEC:	7	See Chart 1 (Tech Info Section)	100	30.5	5.7	2.6	.013	.33	.032	.81	.260	6.60	
		CMG			U-500	U-152.4	26.0	11.9							
		CEC:			500	152.4	27.0	12.3							
		CMG FT4			U-1000	U-304.8	51.0	23.1							
					1000	304.8	53.0	24.1							
	<b>9455</b>	NEC:	9	See Chart 1 (Tech Info Section)	100	30.5	7.1	3.2	.013	.33	.035	.89	.317	8.05	
		CMG			U-500	152.4	35.0	15.9							
		CEC:			1000	304.8	67.0	30.4							
		CMG FT4													
	<b>9457</b>	NEC:	12	See Chart 1 (Tech Info Section)	100	30.5	9.2	4.2	.013	.33	.035	.89	.338	8.58	
		CMG			U-500	152.4	45.0	20.4							
		CEC:			1000	304.8	88.0	40.0							
		CMG FT4													
	<b>9458</b>	NEC:	15	See Chart 2R (Tech Info Section)	100	30.5	12.6	5.7	.013	.33	.040	1.02	.389	9.88	
		CMG			U-500	152.4	60.5	27.5							
		CEC:			1000	304.8	118.0	53.6							
		CMG FT4													

**18 AWG** Stranded (19x30) Tinned Copper Conductors • Conductors Cabled

PVC Insulation • Chrome PVC Jacket														
 <p>UL AWM Style 2598 (300V 60°C)</p>	<b>8489</b>	NEC:	4	See Chart 1 (Tech Info Section)	100	30.5	5.1	2.3	.017	.43	.032	.81	.257	6.53
		CMG			U-500	U-152.4	12.0	5.4						
		CEC:			500	152.4	24.0	10.9						
		CMG FT4			U-1000	U-304.8	46.0	20.9						
					1000	304.8	48.0	21.8						
	<b>8465</b>	NEC:	5	See Chart 1 (Tech Info Section)	100	30.5	6.4	2.9	.017	.43	.033	.84	.282	7.16
		CMG			U-500	U-152.4	29.5	13.5						
		CEC:			500	152.4	30.0	13.6						
		CMG FT4			U-1000	U-304.8	58.0	26.3						
					1000	304.8	60.0	27.4						
	<b>8467</b>	NEC:	7	See Chart 1 (Tech Info Section)	100	30.5	8.3	3.8	.017	.43	.037	.94	.314	7.98
		CMG			U-500	152.4	40.5	18.4						
		CEC:			1000	304.8	79.0	35.9						
		CMG FT4												
	<b>8469</b>	NEC:	9	See Chart 1 (Tech Info Section)	100	30.5	10.5	4.8	.017	.43	.037	.94	.364	9.25
		CMG			U-500	152.4	26.0	11.8						
		CEC:			500	152.4	51.5	23.4						
		CMG FT4			1000	304.8	105.0	47.7						
	<b>8466</b>	NEC:	12	See Chart 2R (Tech Info Section)	100	30.5	13.2	6.0	.017	.43	.040	1.02	.412	10.46
		CMG			U-500	152.4	32.5	14.8						
		CEC:			500	152.4	66.0	30.0						
		CMG FT4			1000	304.8	131.0	59.5						
	<b>8468</b>	NEC:	15	See Chart 2R (Tech Info Section)	100	30.5	17.9	8.1	.017	.43	.045	1.14	.500	12.70
		CMG			U-500	152.4	89.5	40.6						
		CEC:			1000	304.8	175.0	79.5						
		CMG FT4												



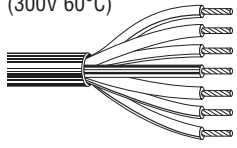
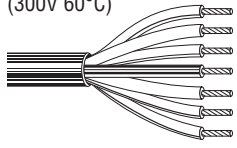
# Unshielded

## Audio, Control and Instrumentation Cables Plenum-Rated and Non-Plenum

Description	Part No.	UL NEC/ C(UL) CEC Type	No. of Cond.	Color Code	Standard Lengths		Standard Unit Weight		Insulation Thickness		Jacket Thickness		Nominal OD	
					Ft.	m	Lbs.	kg	Inch	mm	Inch	mm	Inch	mm

**18 AWG** Stranded (19x30) Tinned Copper Conductors • Conductors Cabled *(continued)*

**PVC Insulation • Chrome PVC Jacket**


	<b>8619</b>	UL AWM Style 2598 (300V 60°C)	NEC: 19	See	100	30.5	20.3	9.2	.017	.43	.045	1.14	.490	12.45
		CMG	Chart 2R	500	152.4	101.0	45.9							
		CEC: CMG FT4	(Tech Info Section)	1000	304.8	198.0	90.0							
	<b>9626</b>		NEC: 25	See	100	30.5	29.1	13.2	.017	.43	.060	1.52	.612	15.54
			CMG	Chart 2R	500	152.4	139.5	63.3						
			CEC: CMG FT4	(Tech Info Section)	1000	304.8	277.0	125.8						

**Plenum • FEP Insulation • Red FEP Jacket**

	<b>88489</b>	300V RMS	NEC: 4	Black, White, Red, Green	500 <sup>†</sup>	152.4	14.5	6.6	.007	.18	.009	.23	.161	4.09
			CMP		1000 <sup>†</sup>	304.8	29.0	13.2						
			CEC: CMP FT6											

Suitable for Outdoor and Direct Burial applications.

**Plenum • FEP Insulation • Natural Flamarrest® Jacket**

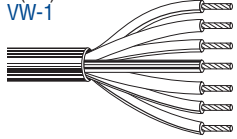
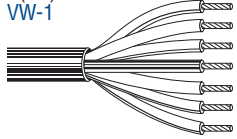
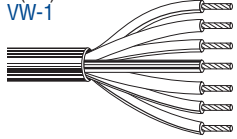
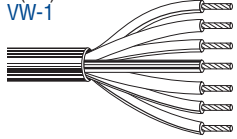
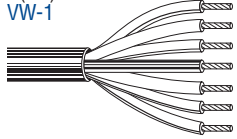
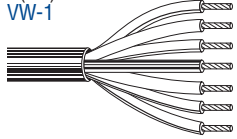
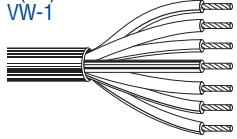
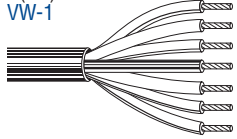
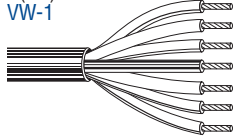
	<b>82489</b>	300V RMS	NEC: 4	Black, White, Red, Green	U-1000 <sup>†</sup>	U-304.8	31.0	14.1	.007	.18	.014	.36	.170	4.32
			CMP		1000 <sup>†</sup>	304.8	29.0	13.2						
			CEC: CMP FT6											

**16 AWG** Stranded (19x29) Tinned Copper Conductors • Conductors Cabled

**PVC Insulation • Cabled Wire (No Jacket)**

	<b>9498</b>	UL AWM Style 1007 (300V 80°C) VW-1	—	3	Orange, Black, Orange w/ Black Stripe	1000	304.8	42.0	19.1	.027	.69	—	—	.243	6.17
--	-------------	--	---	---	--	------	-------	------	------	------	-----	---	---	------	------

**PVC Insulation • Chrome PVC Jacket**

	<b>8620</b>	600V RMS 80°C C(UL) FT4 VW-1	—	4	See Chart 2 (Tech Info Section)	100	30.5	8.9	4.0	.031	.79	.042	1.07	.376	9.55
						500	152.4	44.0	20.0						
						1000	304.8	88.0	40.0						
	<b>9620</b>		—	5	See Chart 2 (Tech Info Section)	100	30.5	11.0	5.0	.031	.79	.042	1.07	.411	10.44
						500	152.4	53.5	24.3						
						1000	304.8	109.0	49.5						
	<b>8621</b>		—	7	See Chart 2R (Tech Info Section)	100	30.5	13.2	6.0	.031	.79	.045	1.14	.458	11.63
						500	152.4	73.5	33.4						
						1000	304.8	143.0	65.0						
	<b>9721</b>		—	8	See Chart 2R (Tech Info Section)	100	30.5	27.3	12.4	.031	.79	.045	1.14	.496	12.60
						500	152.4	136.5	62.0						
						1000	304.8	269.0	122.1						
	<b>9621</b>		—	9	See Chart 2R (Tech Info Section)	100	30.5	17.0	7.8	.031	.79	.045	1.14	.533	13.54
						500	152.4	94.0	42.7						
						1000	304.8	181.0	82.2						
	<b>8622</b>		—	12	See Chart 2R (Tech Info Section)	100	30.5	27.0	12.3	.031	.79	.060	1.52	.627	15.93
						500	152.4	126.5	57.4						
						1000	304.8	251.0	114.0						
	<b>8623</b>		—	15	See Chart 2R (Tech Info Section)	100	30.5	32.5	14.8	.031	.79	.060	1.52	.694	17.63
						500	152.4	155.5	70.6						
						1000	304.8	314.0	142.6						
	<b>8624</b>		—	19	See Chart 2R (Tech Info Section)	100	30.5	36.8	16.7	.031	.79	.065	1.65	.740	18.80
						500	152.4	178.5	81.0						
						1000	304.8	361.0	164.0						
	<b>9622</b>		—	25	See Chart 2R (Tech Info Section)	100	30.5	49.0	22.2	.031	.79	.065	1.65	.879	22.33
						500	152.4	236.0	107.1						
						1000	304.8	480.0	217.9						

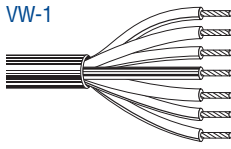
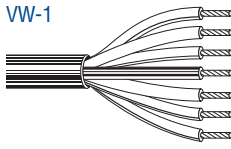
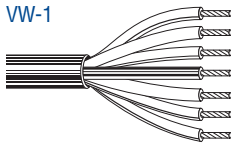
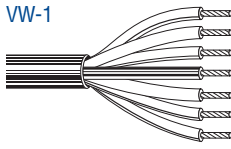
<sup>†</sup>Spools and/or UnReel® cartons are one piece, but length may vary ± 10% for spools and ± 5% for UnReel from length shown.

# Unshielded

## Audio, Control, Communication and Instrumentation Cables Non-Plenum


Description	Part No.	UL NEC/ C(UL) CEC Type	No. of Cond.	Color Code	Standard Lengths		Standard Unit Weight		Insulation Thickness		Jacket Thickness		Nominal OD	
					Ft.	m	Lbs.	kg	Inch	mm	Inch	mm	Inch	mm

**14 AWG** Stranded (19x27) Tinned Copper Conductors • Conductors Cabled

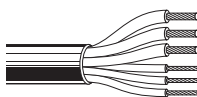
PVC Insulation • Chrome PVC Jacket														
	8627	—	4	See Chart 2 (Tech Info Section)	100	30.5	13.8	6.3	.045	1.14	.045	1.14	.490	12.45
					500	152.4	76.5	34.7						
					1000	304.8	149.0	67.6						
	9623	—	5	See Chart 2 (Tech Info Section)	100	30.5	18.1	8.3	.045	1.14	.060	1.52	.573	14.55
					500	152.4	99.5	45.1						
					1000	304.8	197.0	89.4						
	8628	—	7	See Chart 2 (Tech Info Section)	100	30.5	23.9	11.0	.045	1.14	.060	1.52	.623	15.82
					500	152.4	128.0	58.1						
					1000	304.8	255.0	115.8						
	8629	—	12	See Chart 2 (Tech Info Section)	100	30.5	44.6	20.2	.045	1.14	.065	1.65	.824	20.93
					500	152.4	222.0	100.8						
					1000	304.8	454.0	206.1						

Description	Part No.	UL NEC/ C(UL) CEC Type	No. of Cond.	Color Code	Standard Lengths		Standard Unit Weight		Insulation Thickness		Jacket Thickness		Nominal OD		Nominal Capacitance			
					Ft.	m	Lbs.	kg	Inch	mm	Inch	mm	Inch	mm	* pF/ Ft.	* pF/ m	** pF/ Ft.	** pF/ m

**22 and 18 AWG** Stranded (7x30 and 16x30) Tinned Copper Conductors • Conductors Cabled

PVC Insulation • Chrome PVC Jacket																					
	8446	NEC: CMG FT4	6: 4 Unshld 22 (7x30) 2 Unshld 18 (16x30)	Red, Green, Brown, Blue Black, White	100	30.5	4.7	2.1	.010	.25	.032	.81	.236	5.99	30	98	54	177			
					U-500	U-152.4	21.5	9.8													
					500	152.4	21.5	9.8													
					U-1000	U-304.8	41.0	18.6	.019	.48											
					1000	304.8	43.0	19.5													

**20 and 16 AWG** Stranded (7x28 and 19x28) Tinned Copper Conductors • Conductors Cabled

PVC Insulation • Chrome PVC Jacket																						
	9686	NEC: CM	6: 3 Unshld 20 (7x28) 3 Unshld 16 (19x28)	Green, Blue, Purple Black, Red, Yellow	U-500	U-152.4	32.5	14.7	.012	.30	.032	.81	.295	7.49	20	66	36	118				
													.013	.33					30	98	54	177

\*Capacitance between conductors.  
\*\*Nominal capacitance conductor to conductor and shield.

4 • Multi-Conductor Cables

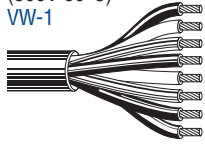
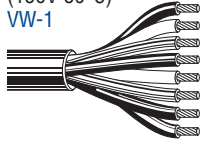


# Unshielded


Antenna Rotor Control Cables, Security/Audio Systems and Duplex Primary Wire

Description	Part No.	UL NEC/ C(UL) CEC Type	No. of Cond.	Color Code	AWG (stranding)	Standard Lengths		Standard Unit Weight		Insulation Thickness		Jacket Thickness		Nominal OD	
						Ft.	m	Lbs.	kg	Inch	mm	Inch	mm	Inch	mm


**Antenna Rotor Cables** Stranded Tinned Copper Conductors • Conductors Cabled

PVC Insulation • Chrome PVC Jacket															
UL AWM Style 2464 (300V 80°C) VW-1 	9405	NEC: CM	8	Black, White	2@16 (19x28)	500	152.4	47.0	21.3	.019	.48	.032	.81	.345	8.76
				Brown, Red, Yellow, Blue, Orange, Green	6@18 (16x30)	1000	304.8	92.0	41.8			.018	.46		
UL AWM Style 2576 (150V 80°C) VW-1 	8448	NEC: CMG CEC: CMG FT4	8	Black, White	2@18 (16x30)	U-500	U-152.4	25.0	11.4	.019	.48	.032	.81	.259	6.58
				Red, Green, Brown, Blue, Yellow, Orange	6@22 (7x30)	500	152.4	25.5	11.6			.010	.25		

**Security/Audio/Power Limited Controls Cable** Stranded Bare Copper Conductors • Conductors Parallel

PVC Insulation • Chrome PVC Jacket															
200V RMS 75°C VW-1 	8484	—	4	Black, Green, Red, White	20 (7x28)	U-500	U-152.4	12.5	5.7	—	—	—	—	.177	4.50
						500	152.4	12.5	5.7						
						U-1000	U-304.8	24.0	10.9						
						1000	304.8	25.0	11.4						

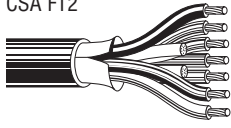
**Duplex Primary Wire** Stranded Bare Copper Conductors • Conductors Parallel

PVC Insulation • Chrome PVC Jacket															
300V RMS 75°C VW-1 	8677	—	2	Brown, Red	16 (19x29)	500	152.4	18.5	8.4	.024	.61	.022	.56	.149	3.78
														.254	6.45
	8675	—	2	Brown, Red	14 (19x27)	500	152.4	23.5	10.7	.023	.58	.023	.58	.168	4.27
														.290	7.37
	8673	—	2	Brown, Red	12 (19x25)	500	152.4	32.5	14.8	.026	.66	.022	.56	.186	4.72
														.328	8.33
	8678	—	2	Brown, Red	10 (19x23)	500	152.4	51.0	23.1	.031	.79	.025	.64	.225	5.72
														.400	10.16

# Unshielded

## Power and Control Cables

### Rubber and Oil-Resistant Rubber SO Cables

Description	Part No.	UL NEC/ C(UL) CEC Type	No. of Cond.	Color Code	Standard Lengths		Standard Unit Weight		Insulation Thickness		Jacket Thickness		Nominal OD		
					Ft.	m	Lbs.	kg	Inch	mm	Inch	mm	Inch	mm	
<b>16 AWG Stranded (65x34) Bare Copper Conductors • Conductors Cabled with Fillers • Paper Tape Separator</b>															
<b>EPDM Rubber Insulation • Black Oil-resistant Rubber Jacket</b>															
600V RMS 60°C CSA FT2 	<b>9420</b>	UL:	5	See Chart 2 (Tech Info Section)	100	30.5	13.3	6.0	.033	.838	.084	2.13	.506	12.85	
		SO			500	152.4	73.5	33.4							
		CSA: SO			1000	304.8	143.0	65.0							
	<b>9422</b>	UL:	7	See Chart 2 (Tech Info Section)	100	30.5	18.5	8.4	.033	.838	.083	2.11	.581	14.76	
		SO			500	152.4	101.0	45.9							
		CSA: SO			1000	304.8	201.0	91.3							
<b>9424</b>	UL:	9	See Chart 2 (Tech Info Section)	100	30.5	29.6	13.4	.033	.838	.100	2.54	.720*	18.29		
	SO			500	152.4	150.5	68.3								
	CSA: SO			1000	304.8	288.0	130.8								
<b>9425</b>	UL:	12	See Chart 2 (Tech Info Section)	100	30.5	32.6	14.8	.033	.838	.100	2.54	.720	18.29		
	SO			500	152.4	165.5	75.1								
	CSA: SO			1000	304.8	318.0	144.4								
<b>9427</b>	UL:	16	See Chart 2 (Tech Info Section)	100	30.5	39.5	17.9	.033	.838	.100	2.54	.787	19.99		
	SO			500	152.4	428.0	194.3								
	CSA: SO			1000	304.8	428.0	194.3								
<b>9429</b>	UL:	20	See Chart 2 (Tech Info Section)	100	30.5	48.4	22.0	.033	.838	.100	2.54	.862	21.89		
	SO			500	152.4	233.0	105.8								
	CSA: SO			1000	304.8	233.0	105.8								

EPDM = Ethylene Propylene Diene Monomer

\*Fillers added in the center