

Distributed by:

JAMECO[®]
ELECTRONICS

www.Jameco.com ♦ 1-800-831-4242

The content and copyrights of the attached
material are the property of its owner.

Jameco Part Number 733112

Line Level Analog Audio Cable

Single-Pair Cables



Belden analog audio cables are used for connecting line level audio equipment in either permanent or semi-permanent installations. They consist of one or two individually foil-shielded, twisted pairs. Once installed, they are not intended to be moved while in service. For cables that are in motion during use, refer to the Microphone and Musical Instrument Cable section in this catalog.

no. 8451 utilizes a paper tape separator to facilitate easy long length jacket stripping. Part no. 9451 comes with a bonded Beldfoil® shield so that the shield and jacket strip simultaneously. A special matte PVC jacket material is employed on part no. 1508A making it a highly flexible construction. Double pair cables are available in a round construction (part no. 8723) or in a ZIP cord style (part no. 1504A) for easy separation in two-channel or stereo hook-ups.

Belden's analog audio cable offering consists of a selection of designs to handle a variety of audio applications. Belden part

Description	Part No.	UL NEC/ C(UL) CEC Type	No. of Pairs	Color Code	Standard Lengths		Standard Unit Weight		Insulation Thickness		Jacket Thickness		Nominal OD		Nominal Capacitance			
					Ft.	m	Lbs.	kg	Inch	mm	Inch	mm	Inch	mm	* pF/ Ft.	* pF/ m	** pF/ Ft.	** pF/ m

24 AWG Stranded (7x32) TC Conductors • Twisted Pair • Overall Beldfoil Shield (100% Coverage) • 24 AWG Stranded TC Drain Wire
Polypropylene Insulation • PVC Jacket (Available in Brown, Red, Green, Lt. Blue, Purple, Gray, White or Black)

300V RMS 60°C	1883A	NEC: CMR CEC: CMG FT4	1	Black, Red	U-1000 1000 [▲]	U-304.8 304.8	11.0 11.0	5.0 5.0	.008 .20	.020 .51	.123 3.12	31 102	58 190				
---------------	--------------	--------------------------------	---	---------------	-----------------------------	------------------	--------------	------------	-------------	-------------	--------------	-----------	-----------	--	--	--	--



▲1000 ft. put-up available in Gray only.
Jacket and shield are bonded so both can be removed with automatic stripping equipment.

For cross-connect use with 1408R (et al.) Snake Cables, see page 19.18.

Polyolefin Insulation • Black Matte PVC Jacket

High-Flex 300V RMS 60°C	1508A	NEC: CM CEC: CM	1	Black, Red	500 1000	152.4 304.8	6.5 11.0	2.9 5.0	.008 .20	.024 .61	.131 3.33	31 102	58 190				
----------------------------	--------------	--------------------------	---	---------------	-------------	----------------	-------------	------------	-------------	-------------	--------------	-----------	-----------	--	--	--	--



Jacket and shield are bonded so both can be removed with automatic stripping equipment.

For cross-connect use with 1408R (et al.) Snake Cables, see page 19.18.

24 AWG Stranded (7x32) TC Conductors • Twisted Pair • Overall Beldfoil Shield (100% Coverage)^{††} • 24 AWG Stranded TC Drain Wire
Polyethylene Insulation • Chrome PVC Jacket

Low-Capacitance UL AWM Style 2092 (300V RMS 60°C)	8641	NEC: CM CEC: CM	1	Black, Clear	100 U-500 500 U-1000 1000 2000	30.5 U-152.4 152.4 U-304.8 304.8 609.6	2.3 7.5 7.0 14.0 14.0 28.0	1.0 3.4 3.2 6.4 6.4 12.7	.016 .41	.025 .64	.168 4.27	22 72	42 138				
---------------------------------------------------------	-------------	--------------------------	---	-----------------	-----------------------------------------------	-------------------------------------------------------	-------------------------------------------	-----------------------------------------	-------------	-------------	--------------	----------	-----------	--	--	--	--



For Plenum versions of 8641, see 88641 or 82641.

Plenum • FEP Insulation • Red FEP Jacket

300V RMS 200°C, Non-conduit	86641	NEC: CMP CEC: CMP FT6	1	Black, Red	100 500 [†] 1000 [†]	30.5 152.4 304.8	2.4 6.0 9.0	1.1 2.7 4.1	.006 .15	.014 .36	.106 2.69	31 102	59 194				
-----------------------------	--------------	--------------------------------	---	---------------	----------------------------------------------	------------------------	-------------------	-------------------	-------------	-------------	--------------	-----------	-----------	--	--	--	--



Plenum • FEP Insulation • Natural Flamarrest® Jacket

300V RMS 60°C, Non-conduit	82641	NEC: CMP CEC: CMP FT6	1	Black, Red	U-1000 ^{††} 1000 ^{††}	U-304.8 304.8	9.0 8.0	4.1 3.6	.006 .15	.014 .36	.106 2.69	31 102	59 194				
----------------------------	--------------	--------------------------------	---	---------------	--------------------------------------------	------------------	------------	------------	-------------	-------------	--------------	-----------	-----------	--	--	--	--



FEP = Fluorinated Ethylene Propylene • TC = Tinned Copper

*Capacitance between conductors.
**Capacitance between one conductor and other conductors connected to shield.

[†]Spools and/or UnReel® cartons are one piece, but length may vary ±10% for spools and ±5% for UnReel from length shown.
^{††}Length may vary ±10% for UnReel.



Line Level Analog Audio Cable

Single-Pair Cables



Description	Part No.	UL NEC/ C(UL) CEC Type	No. of Pairs	Color Code	Standard Lengths		Standard Unit Weight		Insulation Thickness		Jacket Thickness		Nominal OD		Nominal Capacitance			
					Ft.	m	Lbs.	kg	Inch	mm	Inch	mm	Inch	mm	* pF/ Ft.	* pF/ m	** pF/ Ft.	** pF/ m

22 AWG Stranded (7x30) TC Conductors • Twisted Pair • Overall Beldfoil® Shield (100% Coverage) • 24 AWG Stranded TC Drain Wire

Polypropylene Insulation • PVC Jacket (Available in Brown, Red, Orange, Yellow, Green, Blue, Purple, Gray, White or Black)

300V RMS 60°C	1266A	NEC: CM CEC: CM	1	Black, Red	U-1000 1000 [▲]	U-304.8 304.8	15.0 15.0	6.8 6.8	.010 .25	.020 .51	.143 3.63	30 99	54 177
---------------	--------------	--------------------------	---	---------------	-----------------------------	------------------	--------------	------------	-------------	-------------	--------------	----------	-----------

[▲]1000 ft. put-up available in Black only.

Unique design features lower capacitance and greater flexibility than standard audio pair constructions.

PVC Insulation • PVC Jacket (Available in Brown, Red, Orange, Yellow, Green, Blue, Purple, Gray, White or Black)

300V RMS 90°C	1503A	NEC: CM CEC: CM	1	Black, Red	U-1000	U-304.8	16.0	7.3	.010 .25	.020 .51	.142 3.61	53 174	97 318
---------------	--------------	--------------------------	---	---------------	--------	---------	------	-----	-------------	-------------	--------------	-----------	-----------

22 AWG Stranded (7x30) TC Conductors • Twisted Pair • Overall Beldfoil Shield (100% Coverage) • 22 AWG Stranded TC Drain Wire

Polypropylene Insulation • Paper Wrap • Gray or Black PVC Jacket

300V RMS 75°C	8451	NEC: CMR CEC: CMG FT4	1	Black, Red	100 [▼] U-500 500	30.5 U-152.4 152.4	2.3 8.5 8.0	1.1 3.9 3.6	.008 .20	.020 .51	.138 3.51	34 111	67 220
---------------	-------------	--------------------------------	---	---------------	----------------------------------	--------------------------	-------------------	-------------------	-------------	-------------	--------------	-----------	-----------

[▼]100 ft. put-up available in Black only.

Unique paper separator facilitates jacket stripping.

Polypropylene Insulation • PVC Jacket (Available in Brown, Red, Orange, Yellow, Green, Blue, Purple, Gray, White or Black)

300V RMS 75°C	9451	NEC: CMR CEC: CMG FT4	1	Black, Red	U-500* 500* T-1000* U-1000 5000	U-152.4 152.4 T-304.8 U-304.8 1524.0	8.5 8.0 18.0 15.0 75.0	3.9 3.6 8.2 6.8 34.0	.008 .20	.020 .51	.135 3.43	35 115	67 220
---------------	-------------	--------------------------------	---	---------------	---------------------------------------------	--------------------------------------------------	------------------------------------	----------------------------------	-------------	-------------	--------------	-----------	-----------

*U-500 ft., 500 ft. and T-1000 ft. put-ups available in Gray only.

The jacket and shield are bonded so both can be removed on automatic stripping equipment. Drain wire is inside foil shield.

For cross-connect use with 1814R (et al.) Snake Cables, see page 19.21

Polypropylene Insulation • Black Low-Smoke, Zero-Halogen Jacket

LSZH and ABS Type Approved 300V RMS 105°C	9451SB <small>new</small>	NEC: CMG-LS CEC: CMG-LS FT4 Limited Smoke	1	Black, Red	1000	304.8	20.0	9.1	.008 .20	.032 .81	.160 4.06	35 114	67 220
----------------------------------------------	-------------------------------------	-------------------------------------------------------	---	---------------	------	-------	------	-----	-------------	-------------	--------------	-----------	-----------

The jacket and shield are bonded so both can be removed on automatic stripping equipment. Drain wire is inside foil shield.

Plenum • FEP Insulation • Flamarest® Jacket (Brown, Red, Orange, Yellow, Green, Blue, Purple, Gray, White or Black)

300V RMS 60°C	9451P <small>new</small>	NEC: CMP CEC: CMP FT6	1	Black, Red	U-1000 5000	U-304.8 1524.0	16.0 75.0	7.3 34.0	.007 .18	.017 .43	.127 3.23	35 115	67 220
---------------	------------------------------------	--------------------------------	---	---------------	----------------	-------------------	--------------	-------------	-------------	-------------	--------------	-----------	-----------

The jacket and shield are bonded so both can be removed on automatic stripping equipment. Drain wire is inside foil shield.

22 AWG Solid Tinned Copper Conductors • Twisted Pair • Overall Beldfoil Shield (100% Coverage) • 22 AWG Solid TC Drain Wire

Polypropylene Insulation • Gray or Black PVC Jacket

300V RMS 75°C	8450	NEC: CM CEC: CM	1	Black, Red	U-500* U-1000* 1000	U-152.4 U-304.8 304.8	7.5 14.0 13.0	3.4 6.4 5.9	.007 .18	.018 .46	.118 3.00	40 131	76 249
---------------	-------------	--------------------------	---	---------------	---------------------------	-----------------------------	---------------------	-------------------	-------------	-------------	--------------	-----------	-----------

*U-500 ft. and U-1000 ft. put-ups available in Black only.

Belden's Miniature Type Broadcast Audio and Instrumentation Cables occupy 1/2 to 2/3 less space than standard cables.

FEP = Fluorinated Ethylene Propylene • TC = Tinned Copper

*Capacitance between conductors.

**Capacitance between one conductor and other conductors connected to shield.



Line Level Analog Audio Cable

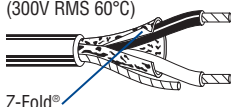
Single-Pair Cables



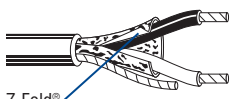
19 • Brilliance® Broadcast


Description	Part No.	UL NEC/ C(UL) CEC Type	No. of Pairs	Color Code	Standard Lengths		Standard Unit Weight		Insulation Thickness		Jacket Thickness		Nominal OD		Nominal Capacitance			
					Ft.	m	Lbs.	kg	Inch	mm	Inch	mm	Inch	mm	* pF/ Ft.	* pF/ m	** pF/ Ft.	** pF/ m


22 AWG Stranded (7x30) TC Conductors • Twisted Pair • Overall Beldfoil® Shield (100% Coverage) • 22 AWG Stranded TC Drain Wire


Polyethylene Insulation • Chrome PVC Jacket																					
Low-Capacitance UL AWM Style 2092 (300V RMS 60°C)  Z-Fold®	8761	NEC:	1	Black, Clear	U-500	U-152.4	9.0	4.1	.016	.41	.025	.64	.175	4.45	24	79	47	154			
		CM			500	152.4	9.0	4.1													
		CEC:			U-1000	U-304.8	17.0	7.7													
		CM			1000	304.8	18.0	8.2													
					2000	609.6	36.0	16.3													
					5000	1524.0	90.0	40.9													
	10000††	3048.0	170.0	77.3																	

For Plenum versions of 8761, see 88761, 87761 or 82761.

Plenum • FEP Insulation • Red FEP Jacket																				
300V RMS 200°C  Z-Fold®	88761	NEC:	1	Black, Red	100	30.5	2.7	1.2	.006	.15	.014	.36	.119	3.02	35	115	67	220		
		CMP			U-500▲	U-152.4	7.5	3.4												
		CEC:			500†	152.4	7.5	3.4												
		CMP FT6			U-1000▲	U-304.8	15.0	6.8												
					1000†	304.8	12.0	5.4												


Plenum • FEP Insulation • Red Fluoropolymer Jacket																			
300V RMS 150°C  Z-Fold®	87761	NEC:	1	Black, Red	500†	152.4	7.0	3.2	.006	.15	.014	.36	.116	2.95	35	115	67	220	
		CMP			1000†	304.8	11.0	5.0											
		CEC:																	
		CMP FT6																	

Plenum • FEP Insulation • Natural Flamarrest® Jacket																		
300V RMS 75°C  Z-Fold®	82761	NEC:	1	Black, Red	U-500▲	U-152.4	7.0	3.2	.006	.15	.014	.36	.116	2.95	35	115	67	220
		CMP			U-1000■	U-304.8	14.0	6.4										
		CEC:			1000†	304.8	11.0	5.0										
		CMP FT6																

Polyethylene Insulation • Chrome PVC Jacket																		
Low-Capacitance UL AWM Style 2092 (300V RMS 60°C)  Z-Fold®	9461	NEC:	1	Black, Clear	U-500	U-152.4	11.0	5.0	.016	.41	.026	.66	.180	4.57	24	79	47	154
		CM			U-1000	U-304.8	21.0	9.6										
		CEC:																
		CM																

The jacket and shield are bonded so both can be removed on automatic stripping equipment.

22 AWG Stranded (7x30) Tinned Copper Conductors • Twisted Pair • Tinned Copper Spiral Wrapped Shield (85% Coverage)

PVC Insulation • Chrome PVC Jacket																		
UL AWM Style 2095 (300V RMS 80°C)  Z-Fold®	8737	NEC:	1	Black, Red	U-500	U-152.4	10.5	4.8	.015	.38	.025	.64	.180	4.57	40	131	70	230
		CMG			500	152.4	10.0	4.5										
		CEC:			U-1000	U-304.8	20.0	9.1										
		CMG FT4			1000	304.8	20.0	9.1										

FEP = Fluorinated Ethylene Propylene • TC = Tinned Copper

* Capacitance between conductors.

** Capacitance between one conductor and other conductors connected to shield.

† Spools and/or UnReel® cartons are one piece, but length may vary ±10% for spools and ±5% for UnReel from length shown.

†† Length may vary -10% to +20% and may contain 2 pieces. Minimum length of any piece is 1500 ft.

▲ Length may vary ±10% for UnReel® cartons.

■ Length may vary -10% to +5% from length shown.

Line Level Analog Audio Cable

Double-Pair Cables



Description	Part No.	UL NEC/ C(UL) CEC Type	No. of Pairs	Color Code	Standard Lengths		Standard Unit Weight		Insulation Thickness		Jacket Thickness		Nominal OD		Nominal Capacitance			
					Ft.	m	Lbs.	kg	Inch	mm	Inch	mm	Inch	mm	* pF/ Ft.	* pF/ m	** pF/ Ft.	** pF/ m

22 AWG Stranded (7x30) TC Conductors • Twisted Pairs • Individual Beldfoil® Shield (100% Coverage) • Stranded TC Common Drain Wire

Polypropylene Insulation • Chrome PVC Jacket (Pairs Cabled on Common Axis to Reduce Diameter)

<p>300V RMS 60°C</p>	8723	NEC: CM CEC: CM	2	Red/Black, Green/White	100	30.5	2.3	1.0	.008	.20	—	—	.160	4.06	35	115	62	203
		U-500			U-152.4	10.5	4.8											
		500			152.4	10.0	4.5											
		U-1000			U-304.8	20.0	9.1											
		1000			304.8	20.0	9.1											
		1640			499.9	32.8	14.9											
		U-2000			U-609.6	38.0	17.2											
		2000			609.6	40.0	18.2											
		3280			999.7	65.6	29.8											
		5000			1524.0	95.0	43.2											
10000	3048.0	200.0	90.9															

For Plenum versions of 8723, see 88723, 87723 or 82723.

Polypropylene Insulation • Black Low-Smoke, Zero-Halogen Jacket (Pairs Cabled on Common Axis to Reduce Diameter)

<p>LSZH and ABS Type Approved 300V RMS 60°C</p>	8723SB <small>new</small>	NEC: CMG-LS CEC: CMG-LS FT4 Limited Smoke	2	Red & Black, Green & White	1000	304.8	26.0	11.8	—	—	—	—	.196	4.98	35	115	62	203

Polypropylene Insulation • Black Low-Smoke, Zero-Halogen Jacket

<p>LSZH and ABS Type Approved 300V RMS</p>	8777SB <small>new</small>	NEC: CMG-LS CEC: CMG-LS FT4 Limited Smoke	3	See Chart 3 (Tech Info Section)	1000†	304.8	39.0	17.7	.010	.25	—	—	.273	6.93	30	98	55	180

Plenum • FEP Insulation • Red FEP Jacket (Pairs Cabled on Common Axis to Reduce Diameter)

<p>300V RMS 200°C</p>	88723	NEC: CMP CEC: CMP FT6	2	Red/Black, Green/White	100†	30.5	3.4	1.5	.006	.15	—	—	.148	3.76	35	115	67	220
		500†			152.4	11.0	5.0											
		1000†			304.8	19.0	8.6											

Plenum • FEP Insulation • Red Fluorocopolymer Jacket (Pairs Cabled on Common Axis to Reduce Diameter)

<p>300V RMS 150°C</p>	87723	NEC: CMP CEC: CMP FT6	2	Red/Black, Green/White	500†	152.4	11.0	5.0	.006	.15	—	—	.148	3.76	35	115	67	220
		1000†			304.8	18.0	8.2											

Plenum • FEP Insulation • Natural Flamarrest® Jacket (Pairs Cabled on Common Axis to Reduce Diameter)

<p>300V RMS 75°C</p>	82723	NEC: CMP CEC: CMP FT6	2	Red/Black, Green/White	U-500†	U-152.4	10.5	4.8	.006	.15	—	—	.153	3.89	43	141	75	246
		U-1000†			U-304.8	20.0	9.1											
		1000†			304.8	19.0	8.6											
		U-2000†			U-609.6	40.0	18.1											

FEP = Fluorinated Ethylene Propylene • TC = Tinned Copper

*Capacitance between conductors.

**Capacitance between one conductor and other conductors connected to shield.

† Spools and/or UnReel® cartons are one piece, but length may vary ±10% for spools and ±5% for UnReel from length shown.

Line Level Analog Audio Cable

Single- and Double-Pair Cables



19 • Brilliance® Broadcast

Description	Part No.	UL NEC/ C(UL) CEC Type	No. of Pairs	Color Code	Standard Lengths		Standard Unit Weight		Insulation Thickness		Jacket Thickness		Nominal OD		Nominal Capacitance			
					Ft.	m	Lbs.	kg	Inch	mm	Inch	mm	Inch	mm	* pF/ Ft.	* pF/ m	** pF/ Ft.	** pF/ m

22 AWG Stranded (19x34) TC Conductors • Dual Twisted Pairs • Overall Beldfoil® Shield (100% Coverage) • 24 AWG Stranded TC Drain Wire
PVC Insulation • PVC Jacket in Zip-Cord Construction (Red & Green, Red & Black, Red & Purple or Red & Gray)

	1504A	150V RMS 60°C	2	Black, Red	U-1000	U-304.8	32.0	14.5	.010	.25	.020	.51	.143	3.63	57	187	100	328	
		NEC: CM				2000 ▲	609.8	64.0	29.0					x	x				
		CEC: CM												.286	7.26				

*2000 ft. put-up available in Red & Gray or Red & Green only.
 The jacket and shield are bonded so both can be removed on automatic stripping equipment. Drain wire is inside foil shield.

22 AWG Stranded (7x30) TC Conductors • Dual Twisted Pairs • Overall Beldfoil Shield (100% Coverage) • 22 AWG Stranded TC Drain Wire
Polyolefin Insulation • PVC Jacket in Zip-Cord Construction (Red & Green, Red & Gray, Red & Black or Red & Purple)

	9451D	300V RMS 105°C	2	Black, Red	U-1000	U-304.8	29.0	13.2	.008	.20	.020	.51	.135	3.43	34	112	67	220	
		NEC: CMR				2000 *	620.8	62.0	28.1					x	x				
		CEC: CMG FT4												.270	6.86				

*2000 ft. put-up available in Red & Green only.
 The jacket and shield are bonded so both can be removed on automatic stripping equipment. Drain wire is inside foil shield.

Plenum • FEP Insulation • White Flamarrest® Jacket in Zip-Cord Construction

	9451DP <small>new</small>	300V RMS 60°C	2	Black & Red, Black & White	1000	304.8	24.0	10.9	.007	.18	.017	.43	.127	3.23	35	115	67	220	
		NEC: CMP												x	x				
		CEC: CMP FT6												.269	6.83				

The jacket and shield are bonded so both can be removed on automatic stripping equipment. Drain wire is inside foil shield.

20 AWG Stranded (7x28) TC Conductors • Twisted Pair • Overall Beldfoil Shield (100% Coverage) • 20 AWG Stranded TC Drain Wire
PVC Insulation • Beige PVC Jacket

	9154	UL AWM Style 2464 (300V RMS 80°C)	1	Black, Red	U-500	U-152.4	11.5	5.2	.014	.36	.031	.79	.198	5.03	60	197	100	328	
		NEC: CMG				500	152.4	12.0	5.5										
		CEC: CMG FT4				U-1000	U-304.8	22.0	10.0										
						1000	304.8	23.0	10.5										

9154 has 22 AWG stranded tinned copper drain wire.

Polyethylene Insulation • Chrome PVC Jacket

	8762	UL AWM Style 2092 (300V RMS 60°C)	1	Black, Clear	100	30.5	3.2	1.5	.016	.41	.028	.71	.204	5.18	27	89	49	161		
		NEC: CM				250	76.2	6.3	2.8											
		CEC: CM				U-500	U-152.4	12.0	5.5											
						500	152.4	12.0	5.5											
						U-1000	U-304.8	23.0	10.5											

	9464	UL AWM Style 2092 (300V RMS 60°C)	1	Black, Clear	U-500	U-152.4	17.0	7.7	.016	.41	.035	.89	.214	5.44	27	89	49	161
		NEC: CM				U-1000	U-304.8	32.0	14.5									
		CEC: CM																

The jacket and shield are bonded so both can be removed on automatic stripping equipment. Drain wire is on the inside of foil shield.

20 AWG Stranded (7x28) Tinned Copper Conductors • Twisted Pair • Tinned Copper Spiral Wrapped Shield (89% Coverage)
PVC Insulation • Chrome PVC Jacket

	8759	UL AWM Style 2095 (300V RMS 80°C)	1	Black, Red	U-500	U-152.4	12.5	5.7	.016	.41	.025	.64	.199	5.05	47	154	79	259	
		NEC: CMG				U-1000	U-304.8	24.0	10.9										
		CEC: CMG FT4				1000	304.8	25.0	11.4										

FEP = Fluorinated Ethylene Propylene • TC = Tinned Copper

*Capacitance between conductors.

**Capacitance between one conductor and other conductors connected to shield.



For more information, contact Belden Technical Support: 1-800-BELDEN-1 • www.belden.com

Line Level Analog Audio Cable

Single-Pair Cables



Description	Part No.	UL NEC/ C(UL) CEC Type	No. of Pairs	Color Code	Standard Lengths		Standard Unit Weight		Insulation Thickness		Jacket Thickness		Nominal OD		Nominal Capacitance			
					Ft.	m	Lbs.	kg	Inch	mm	Inch	mm	Inch	mm	* pF/ Ft.	* pF/ m	** pF/ Ft.	** pF/ m

18 AWG Stranded (16x30) TC Conductors • Twisted Pair • Overall Beldfoil® Shield (100% Coverage) • 20 AWG Stranded TC Drain Wire

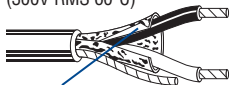
Polyethylene Insulation • Chrome PVC Jacket

Low-Capacitance UL AWM Style 2092 (300V RMS 60°C)	9460	NEC:	1	Black, Clear	U-500	U-152.4	18.5	8.4	.019	.48	.030	.76	.230	5.84	30	98	44	144			
		CM			U-1000	U-304.8	36.0	16.4													
		CEC:																			
		CM																			



The jacket and shield are bonded so both can be removed on automatic stripping equipment. Drain wire is on the inside of foil shield.

Low-Capacitance UL AWM Style 2092 (300V RMS 60°C)	8760	NEC:	1	Black, Clear	250	76.2	6.8	3.1	.019	.48	.028	.71	.222	5.64	30	98	44	144			
		CM			U-500	U-152.4	13.5	6.1													
		CEC:			500	152.4	13.0	5.9													
		CM			U-1000	U-304.8	25.0	11.3													
					1000	304.8	26.0	11.8													
					2000	609.6	50.0	22.7													
					5000	1524.0	135.0	61.4													
	10000	3048.0	260.0	118.2																	



Shorting Fold

For Plenum versions of 8760, see 88760, 87760 or 82760.

18 AWG Stranded (19x30) TC Conductors • Twisted Pair • Overall Beldfoil Shield (100% Coverage) • 20 AWG Stranded TC Drain Wire

Plenum • FEP Insulation • Red FEP Jacket

300V RMS 200°C	88760	NEC:	1	Black, Red	100	30.5	3.7	1.7	.007	.18	.014	.36	.153	3.89	51	167	97	318		
		CMP			U-500†	U-152.4	12.5	5.7												
		CEC:			500†	152.4	11.0	5.0												
		CMP FT6			U-1000†	U-304.8	24.0	10.9												
		1000†	304.8	22.0	10.0															



Z-Fold®

Plenum • FEP Insulation • Red Fluorocopolymer Jacket

300V RMS 150°C	87760	NEC:	1	Black, Red	U-500†	U-152.4	12.5	5.7	.007	.18	.014	.36	.150	3.81	51	167	97	318	
		CMP			500†	152.4	10.5	4.8											
		CEC:			1000†	304.8	21.0	9.5											
		CMP FT6																	



Z-Fold®

Plenum • FEP Insulation • Natural Flamarrest® Jacket

300V RMS 75°C	82760	NEC:	1	Black, Red	U-500†	U-152.4	12.0	5.5	.007	.18	.014	.36	.150	3.81	51	167	97	318
		CMP			U-1000††	U-304.8	22.0	10.0										
		CEC:			1000†	304.8	21.0	9.5										
		CMP FT6																



Z-Fold®

18 AWG Stranded (7x26) Tinned Copper Conductors • Twisted Pair • Tinned Copper Spiral Wrapped Shield (85% Coverage)

PVC Insulation • Chrome PVC Jacket

300V RMS 60°C	8790	NEC:	1	Red, White	U-500	U-152.4	17.5	7.9	.022	.56	.028	.71	.241	6.12	53	174	92	302
		CMG			500	152.4	17.0	7.7										
		CEC:			U-1000	U-304.8	33.0	15.0										
		CMG FT4			1000	304.8	35.0	15.9										



FEP = Fluorinated Ethylene Propylene • TC = Tinned Copper

*Capacitance between conductors.
 **Capacitance between one conductor and other conductors connected to shield.
 † Spools and/or UnReel® cartons are one piece, but length may vary ±10% for spools and ±5% for UnReel from length shown.
 †† Spools and/or UnReel® cartons are one piece, but length may vary -0% to +10%.

Line Level Analog Audio Cable

Single-Pair Cables



19 • Brilliance® Broadcast

Description	Part No.	UL NEC/ C(UL) CEC Type	No. of Pairs	Color Code	Standard Lengths		Standard Unit Weight		Insulation Thickness		Jacket Thickness		Nominal OD		Nominal Capacitance			
					Ft.	m	Lbs.	kg	Inch	mm	Inch	mm	Inch	mm	* pF/ Ft.	* pF/ m	** pF/ Ft.	** pF/ m

16 AWG Stranded (19x29) Tinned Copper Conductors • Twisted Pair • Tinned Copper Spiral Wrapped Shield (85% Coverage)

PVC Insulation • Chrome PVC Jacket

300V RMS 60°C	8780	NEC: CMG CEC: CMG FT4	1	Black, White	500	152.4	23.5	10.7	.023	.58	.030	.76	.280	7.11	57	187	98	322
					U-1000	U-304.8	44.0	20.0										
					1000	304.8	46.0	20.9										



16 AWG Stranded (19x29) TC Conductors • Twisted Pair • Overall Beldfoil® Shield (100% Coverage) • 18 AWG Stranded TC Drain Wire

Polyethylene Insulation • Chrome PVC Jacket

Low-Capacitance	8719	NEC: CM, CL2 CEC: CM	1	Black, Clear	U-500	U-152.4	24.0	10.9	.032	.81	.032	.81	.313	7.95	23	75	44	144
UL AWM Style 20253 (600V RMS 80°C)					500	152.4	25.5	11.6										
					U-1000	U-304.8	47.0	21.3										
					1000	304.8	50.0	22.7										
					2000	609.6	100.0	45.5										
					5000	1524.0	245.0	111.4										
					10000 [†]	3048.0	510.0	231.3										



14 AWG Stranded (19x27) TC Conductors • Twisted Pair • Overall Beldfoil Shield (100% Coverage) • 16 AWG Stranded TC Drain Wire

Polyethylene Insulation • Chrome PVC Jacket

Low-Capacitance	8720	NEC: CL2	1	Black, Clear	U-500	U-152.4	34.0	15.4	.032	.81	.035	.89	.355	9.02	24	79	47	154
UL AWM Style 20253 (600V RMS 80°C)					500	152.4	35.0	15.9										
					1000	304.8	71.0	32.3										
					2000	609.6	138.0	62.7										



12 AWG Stranded (19x25) TC Conductors • Twisted Pair • Overall Beldfoil Shield (100% Coverage) • 14 AWG Stranded TC Drain Wire

Polyethylene Insulation • Chrome PVC Jacket

Low-Capacitance	8718	NEC CL2	1	Black, Clear	U-500	U-152.4	47.5	21.6	.037	.94	.040	1.02	.400	10.16	25	82	49	161
UL AWM Style 20253 (600V RMS 80°C)					500	152.4	50.5	22.9										
					1000	304.8	100.0	45.5										
					2000	609.6	198.0	90.0										



TC = Tinned Copper

*Capacitance between conductors.

**Capacitance between one conductor and other conductors connected to shield.

[†] Final put-up length may vary -10% to +20% from length shown. May contain 2 pieces. Minimum length of any one piece is 1500 ft.