

Distributed by:

**JAMECO**<sup>®</sup>  
ELECTRONICS

**www.Jameco.com ♦ 1-800-831-4242**

The content and copyrights of the attached  
material are the property of its owner.

Jameco Part Number 736071

## Automotive


### GENERAL DESCRIPTION

AVX Corporation has supported the Automotive Industry requirements for Multilayer Ceramic Capacitors consistently for more than 10 years. Products have been developed and tested specifically for automotive applications and all manufacturing facilities are QS9000 and VDA 6.4 approved.

As part of our sustained investment in capacity and state of the art technology, we are now transitioning from the established Pd/Ag electrode system to a Base Metal Electrode system (BME).

AVX is using AECQ200 as the qualification vehicle for this transition. A detailed qualification package is available on request and contains results on a range of part numbers including:

- X7R dielectric components containing BME electrode and copper terminations with a Ni/Sn plated overcoat.
- X7R dielectric components, BME electrode with epoxy finish for conductive glue mounting.
- X7R dielectric components BME electrode and soft terminations with a Ni/Sn plated overcoat.
- NP0 dielectric components containing Pd/Ag electrode and silver termination with a Ni/Sn plated overcoat.



### HOW TO ORDER

0805	5	A	104	K	4	T	2	A
Size	Voltage	Dielectric	Capacitance Code (In pF)	Capacitance Tolerance	Failure Rate	Terminations	Packaging	Special Code
0402	10V = Z	NP0 = A	2 Significant Digits + Number of Zeros	F = ±1% (≥10pF)* G = ±2% (≥10pF)* J = ±5% (≤1µF) K = ±10% M = ±20%	4 = Automotive	T = Plated Ni and Sn Z = FLEXITERM®*** U = Conductive Epoxy**	2 = 7" Reel 4 = 13" Reel	A = Std. Product
0603	16V = Y	X7R = C	e.g. 10µF = 106					
0805	25V = 3	X8R = F						
1206	50V = 5							
1210	100V = 1							
1812	200V = 2 500V = 7							

\*NP0 only

Contact factory for availability of Tolerance Options for Specific Part Numbers.

NOTE: Contact factory for non-specified capacitance values.  
0402 case size available in T termination only.

### COMMERCIAL VS AUTOMOTIVE MLCC PROCESS COMPARISON

	Commercial	Automotive
<b>Administrative</b>	Standard Part Numbers. No restriction on who purchases these parts.	Specific Automotive Part Number. Used to control supply of product to Automotive customers.
<b>Design</b>	Minimum ceramic thickness of 0.020"	Minimum Ceramic thickness of 0.029" (0.74mm) on all X7R product.
<b>Dicing</b>	Side & End Margins = 0.003" min	Side & End Margins = 0.004" min Cover Layers = 0.005" min
<b>Lot Qualification (Destructive Physical Analysis - DPA)</b>	As per EIA RS469	Increased sample plan – stricter criteria.
<b>Visual/Cosmetic Quality</b>	Standard process and inspection	100% inspection
<b>Application Robustness</b>	Standard sampling for accelerated wave solder on X7R dielectrics	Increased sampling for accelerated wave solder on X7R and NP0 followed by lot by lot reliability testing.

All Tests have Accept/Reject Criteria 0/1

# Automotive MLCC

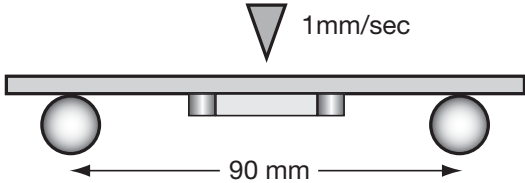
## NP0/X7R Dielectric



### FLEXITERM® FEATURES

a) Bend Test

The capacitor is soldered to the PC Board as shown:



b) Temperature Cycle testing

FLEXITERM® has the ability to withstand at least 1000 cycles between -55°C and +125°C

Typical bend test results are shown below:

Style	Conventional Term	Soft Term
0603	>2mm	>5
0805	>2mm	>5
1206	>2mm	>5

### ELECTRODE AND TERMINATION OPTIONS

#### NP0 DIELECTRIC

**NP0 Ag/Pd Electrode  
Nickel Barrier Termination  
PCB Application**

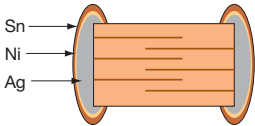


Figure 1 Termination Code T

#### X7R DIELECTRIC

**X7R Dielectric  
PCB Application**

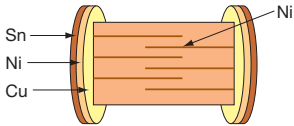


Figure 2 Termination Code T

**X7R Nickel Electrode  
Soft Termination  
PCB Application**

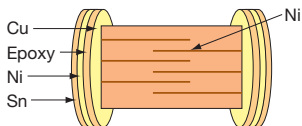


Figure 3 Termination Code Z

**Conductive Epoxy Termination  
Hybrid Application**

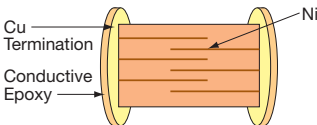


Figure 4 Termination Code U



# Automotive MLCC - NP0



## Capacitance Range

	0402		0603			0805			1206					1210				1812	
	25V	50V	25V	50V	100V	25V	50V	100V	25V	50V	100V	200V	500V	25V	50V	100V	200V	50V	100V
100 10pF			G	G	G	J	J	J	J	J	J	J	J						
120 12			G	G	G	J	J	J	J	J	J	J	J						
150 15			G	G	G	J	J	J	J	J	J	J	J						
180 18			G	G	G	J	J	J	J	J	J	J	J						
220 22			G	G	G	J	J	J	J	J	J	J	J						
270 27			G	G	G	J	J	J	J	J	J	J	J						
330 33			G	G	G	J	J	J	J	J	J	J	J						
390 39			G	G	G	J	J	J	J	J	J	J	J						
470 47			G	G	G	J	J	J	J	J	J	J	J						
510 51			G	G	G	J	J	J	J	J	J	J	J						
560 56			G	G	G	J	J	J	J	J	J	J	J						
680 68			G	G	G	J	J	J	J	J	J	J	J						
820 82			G	G	G	J	J	J	J	J	J	J	J						
101 100			G	G	G	J	J	J	J	J	J	J	J						
121 120			G	G	G	J	J	J	J	J	J	J	J						
151 150			G	G	G	J	J	J	J	J	J	J	J						
181 180			G	G	G	J	J	J	J	J	J	J	J						
221 220			G	G	G	J	J	J	J	J	J	J	J						
271 270			G	G	G	J	J	J	J	J	J	J	J						
331 330			G	G	G	J	J	J	J	J	J	J	J						
391 390			G	G	G	J	J	J	J	J	J	J	J						
471 470			G	G	G	J	J	J	J	J	J	J	J						
561 560						J	J	J	J	J	J	J	J						
681 680						J	J	J	J	J	J	J	J						
821 820						J	J	J	J	J	J	J	J						
102 1000						J	J	J	J	J	J	J	J	J	J	J	J		
122 1200									J	J	J	J	J	J	J	J	M	M	
152 1500									J	M	M	M	M	J	J	M	M	M	
182 1800									J	M	M	M	M	J	J	M	M	M	
222 2200									J	M	M	M	M	J	J	M	M	M	
272 2700									J	M	Q			J	J	M			
332 3300									J	M	Q			J	J	P		K	K
392 3900														J	J	P		K	K
472 4700														J	J	P		K	K
103 10nF																			
	25V	50V	25V	50V	100V	25V	50V	100V	25V	50V	100V	200V	500V	25V	50V	100V	200V	50V	100V
	<b>0402</b>		<b>0603</b>			<b>0805</b>			<b>1206</b>					<b>1210</b>				<b>1812</b>	

Letter	A	C	E	G	J	K	M	N	P	Q	X	Y	Z
Max. Thickness	0.33 (0.013)	0.56 (0.022)	0.71 (0.028)	0.90 (0.035)	0.94 (0.037)	1.02 (0.040)	1.27 (0.050)	1.40 (0.055)	1.52 (0.060)	1.78 (0.070)	2.29 (0.090)	2.54 (0.100)	2.79 (0.110)
	PAPER					EMBOSSED							

 = Under Development

# Automotive MLCC - X7R



## Capacitance Range

		0603					0805					1206					1210				1812		2220			
		16V	25V	50V	100V	200V	16V	25V	50V	100V	200V	16V	25V	50V	100V	200V	500V	16V	25V	50V	100V	50V	100V	25V	50V	
102	Cap	1	G	G	G	G	J	J	J	J	J	J	J	J	J	J	J	K	K	K	K	K	K			
182	(nF)	1.8	G	G	G	G	J	J	J	J	J	J	J	J	J	J	J	K	K	K	K	K	K			
222		2.2	G	G	G	G	J	J	J	J	J	J	J	J	J	J	J	K	K	K	K	K	K			
332		3.3	G	G	G	G	J	J	J	J	J	J	J	J	J	J	J	K	K	K	K	K	K			
472		4.7	G	G	G	G	J	J	J	J	J	J	J	J	J	J	J	K	K	K	K	K	K			
103		10	G	G	G	G	J	J	J	J	J	J	J	J	J	J	J	K	K	K	K	K	K			
123		12	G	G	G		J	J	J	M								K	K	K	K	K	K			
153		15	G	G	G		J	J	J	M								K	K	K	K	K	K			
183		18	G	G	G		J	J	J	M								K	K	K	K	K	K			
223		22	G	G	G		J	J	J	M								K	K	K	K	K	K			
273		27	G	G	G		J	J	J	M								K	K	K	K	K	K			
333		33	G	G	G		J	J	J	M								K	K	K	K	K	K			
473		47	G	G	G		J	J	J	M								K	K	K	K	K	K			
563		56	G	G	G		J	J	J	M								K	K	K	M	K	K			
683		68	G	G	G		J	J	J	M								K	K	K	M	K	K			
823		82	G	G	G		J	J	J	M								K	K	K	M	K	K			
104		100	G	G	G		J	J	M	M								K	K	K	M	K	K			
124		120					J	J	M									K	K	K	P	K	K			
154		150					M	N	M									K	K	K	P	K	K			
224		220					M	N	M									M	M	M	P	M	M			
334		330					N	N	M									P	P	P	Q	X	X			
474		470					N	N	M									P	P	P	Q	X	X			
684		680					N	N										M	Q	Q						
105	Cap	1					N	N										M	Q	Q						
155	(µF)	1.5																Q	Q							
225		2.2																Q	Q							
335		3.3																								
475		4.7																								
106		10																								
226		22																							Z	
			16V	25V	50V	100V	200V	16V	25V	50V	100V	200V	16V	25V	50V	100V	200V	500V	16V	25V	50V	100V	50V	100V	25V	50V
			<b>0603</b>					<b>0805</b>					<b>1206</b>					<b>1210</b>				<b>1812</b>		<b>2220</b>		

= Under Development

Letter	A	C	E	G	J	K	M	N	P	Q	X	Y	Z
Max. Thickness	0.33 (0.013)	0.56 (0.022)	0.71 (0.028)	0.90 (0.035)	0.94 (0.037)	1.02 (0.040)	1.27 (0.050)	1.40 (0.055)	1.52 (0.060)	1.78 (0.070)	2.29 (0.090)	2.54 (0.100)	2.79 (0.110)
	PAPER					EMBOSSSED							

# Automotive MLCC - X8R




## Capacitance Range

SIZE		0603		0805		1206	
	WVDC	25V	50V	25V	50V	25V	50V
271	Cap	G	G				
331	(pF)	G	G	J	J		
471	470	G	G	J	J		
681	680	G	G	J	J		
102	1000	G	G	J	J	J	J
152	1500	G	G	J	J	J	J
182	1800	G	G	J	J	J	J
222	2200	G	G	J	J	J	J
272	2700	G	G	J	J	J	J
332	3300	G	G	J	J	J	J
392	3900	G	G	J	J	J	J
472	4700	G	G	J	J	J	J
562	5600	G	G	J	J	J	J
682	6800	G	G	J	J	J	J
822	8200	G	G	J	J	J	J
103	Cap	G	G	J	J	J	J
123	(µF)	G	G	J	J	J	J
153	0.015	G	G	J	J	J	J
183	0.018	G	G	J	J	J	J
223	0.022	G	G	J	J	J	J
273	0.027	G	G	J	J	J	J
333	0.033	G	G	J	J	J	J
393	0.039	G	G	J	J	J	J
473	0.047	G	G	J	J	J	J
563	0.056	G		N	N	M	M
683	0.068	G		N	N	M	M
823	0.082			N	N	M	M
104	0.1			N	N	M	M
124	0.12			N	N	M	M
154	0.15			N	N	M	M
184	0.18			N		M	M
224	0.22			N		M	M
274	0.27					M	M
334	0.33					M	M
394	0.39					M	
474	0.47					M	
684	0.68						
824	0.82						
105	1						
SIZE	WVDC	25V	50V	25V	50V	25V	50V

Letter	A	C	E	G	J	K	M	N	P	Q	X	Y	Z
Max. Thickness	0.33 (0.013)	0.56 (0.022)	0.71 (0.028)	0.90 (0.035)	0.94 (0.037)	1.02 (0.040)	1.27 (0.050)	1.40 (0.055)	1.52 (0.060)	1.78 (0.070)	2.29 (0.090)	2.54 (0.100)	2.79 (0.110)

PAPER

EMBOSSED

 = AEC-Q200 Qualified