

Distributed by:

**JAMECO**<sup>®</sup>  
ELECTRONICS


**www.Jameco.com ♦ 1-800-831-4242**

The content and copyrights of the attached  
material are the property of its owner.


Jameco Part Number 746697

### Universal Ejection Style Pin Headers, Military, Center and Dual Polarized .100 x .100 [2.54 x 2.54] Centers

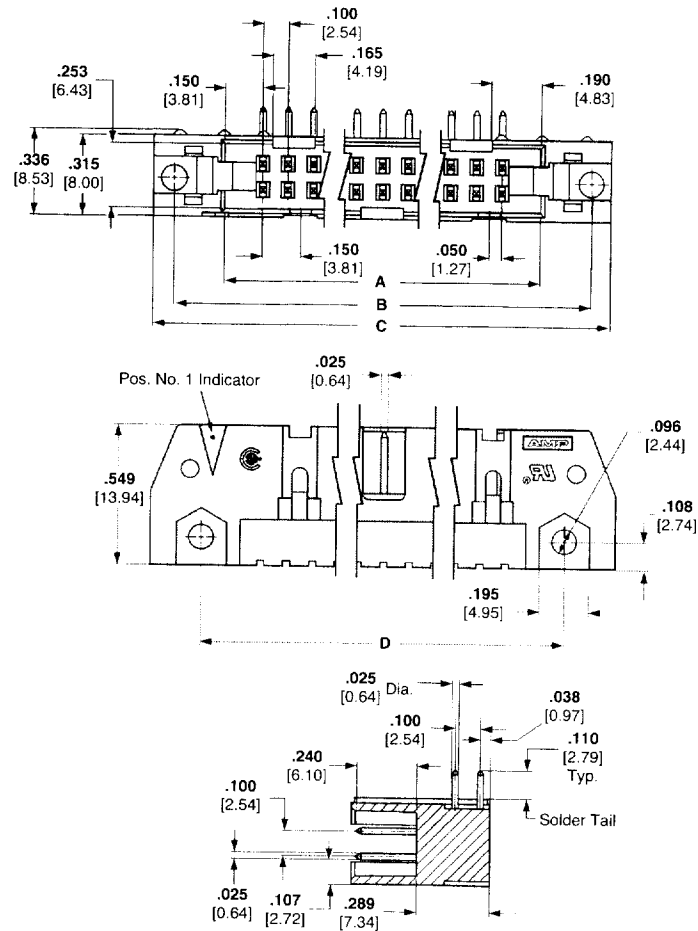
#### Right-Angle, 4-Sided .025 [0.64] Sq. Posts



Pin Header  
with Latches



Pin Header  
without Latches



#### Material and Finish:

**Housing & Latches**—Black thermoplastic, 94V-0 rated

**Contacts**—Phosphor bronze; duplex plated (See chart page 4029)

#### Related Product Data:

**Electrical Characteristics**—page 4007

**Mateable Connectors:**  
Pages 4008 thru 4010

#### Accessories:

**Snap-In Polarizer**—page 4032

#### Technical Documents:

##### Product Specifications

108-40018 Pin Headers  
108-40019 Pin Headers with ACTION PIN Contacts  
108-40004 Ribbon Cable, PVC Insulated

No. of Positions	Dimensions					
	A	B	C	D	E	F
10	.700 17.78	1.100 27.94	1.260 32.00	.860 21.84	.860 21.84	.400 10.16
14	.900 22.86	1.300 33.02	1.460 37.08	1.060 26.92	1.060 26.92	.600 15.24
16	1.000 25.40	1.400 35.56	1.560 39.62	1.180 29.46	1.180 29.46	.700 17.78
20	1.200 30.48	1.600 40.64	1.760 44.70	1.380 34.54	1.380 34.54	.900 22.86
24	1.400 35.56	1.800 45.72	1.960 49.78	1.560 39.62	1.560 39.62	1.100 27.94
26	1.500 38.10	1.900 48.26	2.060 52.32	1.660 42.16	1.660 42.16	1.200 30.48
34	1.900 48.26	2.300 58.42	2.460 62.48	2.060 52.32	2.060 52.32	1.600 40.64
40	2.200 55.88	2.600 66.04	2.760 70.10	2.360 59.94	2.360 59.94	1.900 48.26
50	2.700 68.58	3.100 78.74	3.260 82.80	2.860 72.64	2.860 72.64	2.400 60.98
60	3.200 81.28	3.600 91.44	3.760 95.50	3.360 85.34	3.360 85.34	2.900 73.66
64	3.400 86.36	3.800 96.52	3.960 100.58	3.560 90.42	3.560 90.42	3.100 78.74

**Notes:** 1. Pin headers in 10- and 14-position sizes have only one slot for snap-in polarizer (military polarization), located as shown.  
2. Pin headers in 10-position size have only slot for dual polarization, located as shown.

### Universal Ejection Style Pin Headers, Military, Center and Dual Polarized .100 x .100 [2.54 x 2.54] Centers

#### Ordering Information

When ordering a pin header or pin header kit, use the chart at the right to determine the six-digit base no. for the desired post length, contact plating and latch configuration (Kits only). Then, complete the part no. or kit no. by adding the proper prefix and/or suffix no. for the desired pin header size. The prefix/suffix nos. for all available sizes (10 thru 64 positions) are listed below.

Post Length	Contact Plating	Pin Header Part Numbers (without Latches)	Pin Header Kit No. (with Latches)	
			Latch Part Number 102312-1 Mates with AMP-LATCH Receptacles without Strain Relief	Latch Part Number 102320-1 Mates with AMP-LATCH Receptacles with Strain Relief
.110 2.79	Duplex <sup>1</sup>	102159	499913	499786
	Duplex <sup>2</sup>	102160	499345	499141
.155 3.94	Duplex <sup>1</sup>	102161	—	—
	Duplex <sup>2</sup>	102162	—	102322*

<sup>1</sup>.000015 [0.00038] gold on mating end, .000100-.000200 [0.00254-0.00508] bright tin-lead on termination end, with entire contact underplated .000050 [0.00127] nickel.

<sup>2</sup>.000030 [0.00076] gold on mating end, .000100-.000200 [0.00254-0.00508] bright tin-lead on termination end, with entire contact underplated .000050 [0.00127] nickel.

**Note:** For information regarding latch/pin header applications and for ordering latches separately, refer to page 4031.

\* Not available in 24 position

No. of Positions	Add to Part Numbers	
	Prefix	Suffix
10		-1
14		-2
16		-3
20		-4
24		-5
26		-6
34		-8
40		-9
50	1-	-0
60	1-	-1
64	1-	-2

#### Mounting Information

No mounting hardware is supplied by Tyco Electronics.



Ribbon and Flexible Flat Cable Products