

Features

- Multiturn / Wirewound / Industrial / Sealed
- Listed on the QPL for style RT24 per MIL-R-27208 and RTR24 per High-Rel MIL-R-39015
- Panel mount option available
- RoHS compliant*

■ For trimmer applications/processing guidelines, [click here](#)

3290 - 3/8" Square Trimpot® Trimming Potentiometer

Electrical Characteristics

Standard Resistance Range 10 to 50K ohms
 (see standard resistance table)
 Resistance Tolerance ±5 % std.
 (tighter tolerance available)
 Absolute Minimum Resistance 0.1 % or 1 ohm max.
 (whichever is greater)
 Noise 100 ohms ENR max.
 Resolution (see standard resistance table)
 Insulation Resistance 500 vdc.
 1,000 megohms min.
 Dielectric Strength
 Sea Level 1,000 vac
 80,000 Feet 350 vac
 Adjustment Travel 25 turns nom.

Environmental Characteristics

Power Rating @ 85 °C 1.0 watt
 Power Rating @ 150 °C 0 watt
 Temperature Range ... -65 °C to +150 °C
 Temperature Coefficient ±50 ppm/°C
 Seal Test 85 °C Fluorinert†
 Humidity MIL-STD-202 Method 106
 96 hours (2 % ΔTR; 100 Megohms IR)
 Vibration 30 G
 (1 % ΔTR; 0.5 % + resolution ΔVR)
 Shock 100 G
 (1 % ΔTR; 0.5 % + resolution ΔVR)
 Load Life ..1,000 hours 1.0 watt @ 85 °C
 (2 % ΔTR; 500 ohms ENR)
 Rotational Life 200 cycles
 (2 % ΔTR; 500 ohms ENR)

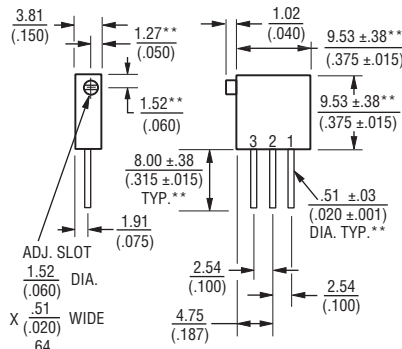
Physical Characteristics

Torque 5.0 oz-in. max.
 Mechanical Stops Wiper idles
 Terminals Solderable printed circuit pins
 Weight 0.025 oz.
 Marking Manufacturer's trademark,
 resistance code, wiring diagram,
 date code, manufacturer's model
 number and style
 Wiper 50 % (Actual TR) ±10 %
 Flammability U.L. 94V-0
 Standard Packaging 50 pcs. per tube
 Adjustment Tool H-90

Product Dimensions

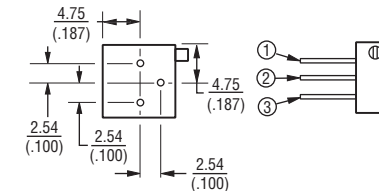
3290H

Common Dimensions

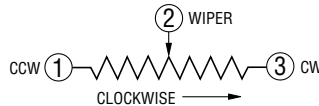
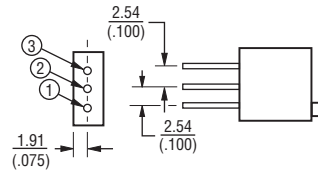


**Common dimensions

3290P



3290W



DIMENSIONS: $\frac{\text{MM}}{(\text{INCHES})}$
 TOLERANCES: ± $\frac{0.25}{(.010)}$ EXCEPT WHERE NOTED

How To Order

Model **3290 H - 1 - 103 M**
 Style _____
 Standard or Modified Product Indicator _____
 -1 = Standard Product
 Resistance Code _____
 Optional Suffix Letter _____
 M = Panel Mount
 (Factory Installed)
 Consult factory for other available options.

Standard Resistance Table

Resistance (Ohms)	Resistance Code	Nominal Resolution (Percent)
10	100	1.11
20	200	0.93
50	500	0.62
100	101	0.60
200	201	0.54
500	501	0.42
1,000	102	0.33
2,000	202	0.26
5,000	502	0.20
10,000	103	0.17
20,000	203	0.14
25,000	253	0.13
50,000	503	0.11

Popular values listed in boldface. Special resistances available.

REV. 12/13

*RoHS Directive 2002/95/EC Jan. 27, 2003 including annex and RoHS Recast 2011/65/EU June 8, 2011.

"Trimpot" is a registered trademark of Bourns, Inc.

†"Fluorinert" is a registered trademark of 3M Co.

Specifications are subject to change without notice.

The device characteristics and parameters in this data sheet can and do vary in different applications and actual device performance may vary over time. Users should verify actual device performance in their specific applications.