

Series 364

# 3/8 in. sq, .5 Watt

Multi-turn, Sealed, Cermet Trimmer

## Series 364 Electrical Specifications

(per MIL-R-22097 where para. is noted)

### Resistance Range

10Ω thru 2 megohms

### Resistance Tolerance

10%

### Power Rating

0.5 watts at 85°C derated linearly to zero watts at 125°C.  
Maximum voltage not to exceed 400V.

### Effective Travel

25 turns nominal

### Temperature Coefficient Of Resistance

±100 ppm/°C, 100Ω thru 2 megohms;  
0 to +250 ppm/°C, below 100Ω.

### Dielectric Withstanding Voltage

1000 Vac at sea level;  
250 Vac at 80,000 feet (24,400 meters) (para. 3.10).

### End Resistance


2Ω or 1%, whichever is greater (para. 3.7.2)

### Insulation Resistance

1000 megohms minimum (para. 3.11)

### Contact Resistance

3% or 3Ω, whichever is greater (para. 3.9)



## Description

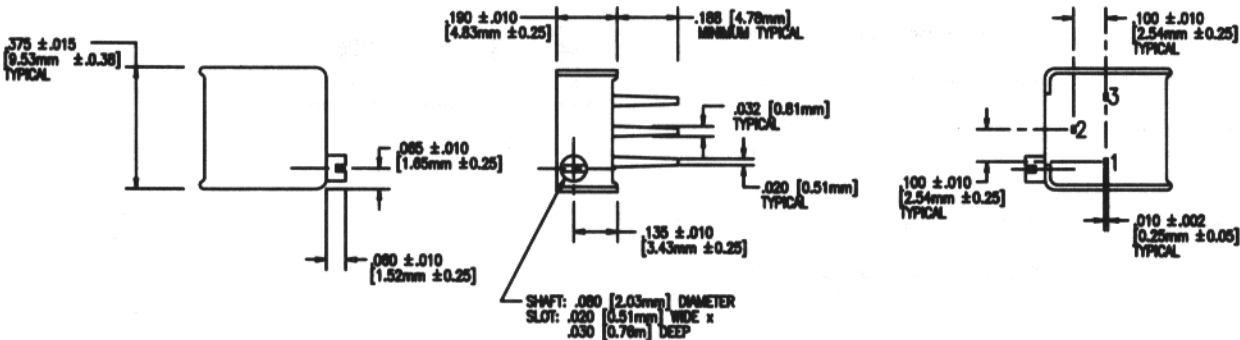
The 364 series is a low cost, 3/8 in. sq. (9.53 mm), multi-turn trimmer. Made in accordance to MIL-R-22097 standards, the 364 is sealed for cleaning in common solvents.

## Features

- Low cost
- Superior setability and stability
- CRV to 3% or 3Ω
- 4 standard terminal styles

Figure 1

## Dimensions: 364P



## Series 364 Mechanical Specifications

### Stop

Contact idles at stops

### Operating Torque

5.0 oz. in. (360 gm. cm.) maximum

### Rotational Life

200 cycles minimum,  
2% maximum resistance change (para. 3.23)

### Weight

0.04 oz. (1.13 grams) maximum

### Resistance Element

Cermet

### Setability

0.05% Rt.

## Series 364 Operational Specifications

### Solderability

95% minimum surface coverage (para. 3.25)

### Terminal Strength

2 Lbs. (900 grams) minimum (para. 3.24)

### Sealing

Sealed to permit cleaning in common industrial solvents.

### Operating Temperature Range

-55°C to +125°C

		Maximum Change	
		Total Resistance	Setting
Thermal Shock	-55°C to 125°C (para. 3.13)	2%	1%
Moisture Resistance	Mil-Std. 202, Method 103	2%	-
Shock	100 G's 6 MS (para. 3.16)	1%	1%
Vibration	30 G's 10 to 2000 Hz (para. 3.17)	1%	1%
Resistance To Solder Heat	350°C for 3 seconds (para. 3.19)	1%	-
Load Life	1000 hours (para. 3.20)	3%	1%
Low Temperature Operation	-55°C (para. 3.21)	2%	2%
High Temperature Exposure	+125°C (para. 3.22)	3%	2%
Rotational Life	200 Cycles minimum (para. 3.23)	2%	-

### Marking (Unit Identification)

Manufacturer's name and part number including EIA resistance code, date code and terminal identification.

Figure 2

### Dimensions: 364X & 364W

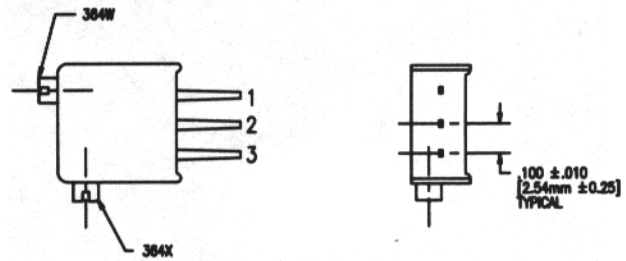
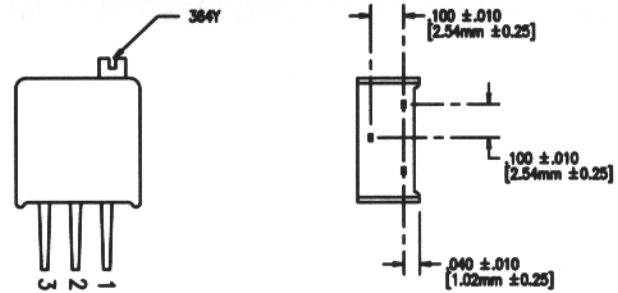


Figure 3

### Dimensions: 364Y



## Series 364 Standard Resistance Values

### Stock Values (Ohms)

100	1K	10K	100K	1 MEG
200	2K	20K	200K	
500	5K	50K	500K	

### Packaging

5 per pack.  
Special values available; please consult Factory.

## Series 364 How To Order

Example: **364-X-200**

<b>364</b>	<b>X</b>	<b>200</b>
Series	Pin Layout	Resistance Value
	P	
	W	
	X	
	Y	