

Distributed by:

JAMECO[®]
ELECTRONICS

www.Jameco.com ♦ 1-800-831-4242

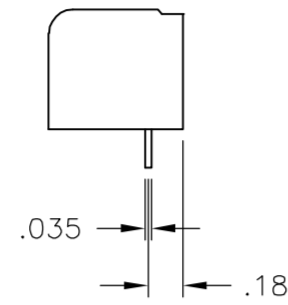
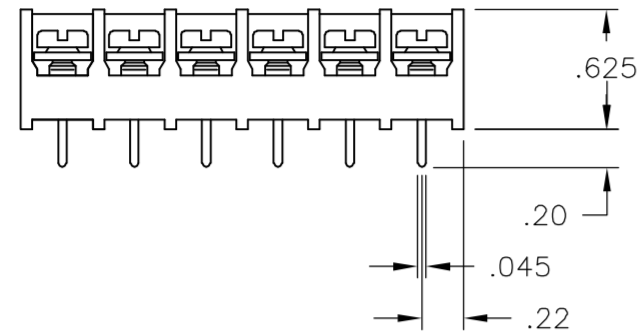
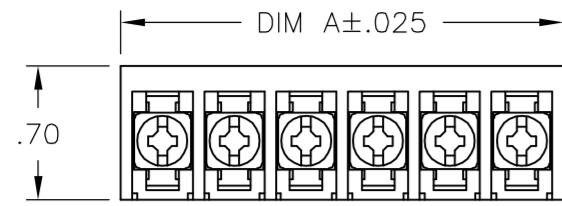
The content and copyrights of the attached
material are the property of its owner.

Jameco Part Number 853450

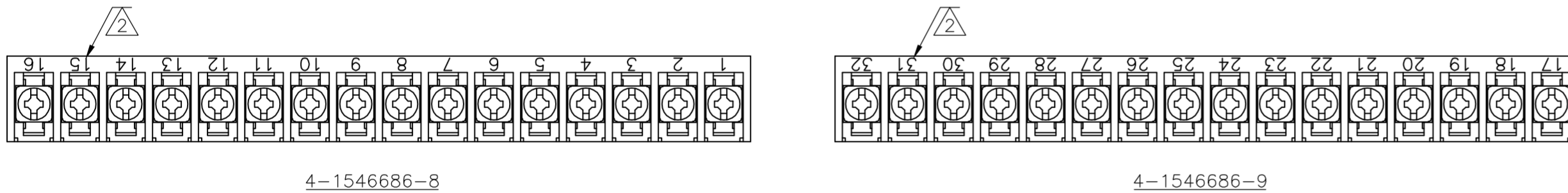
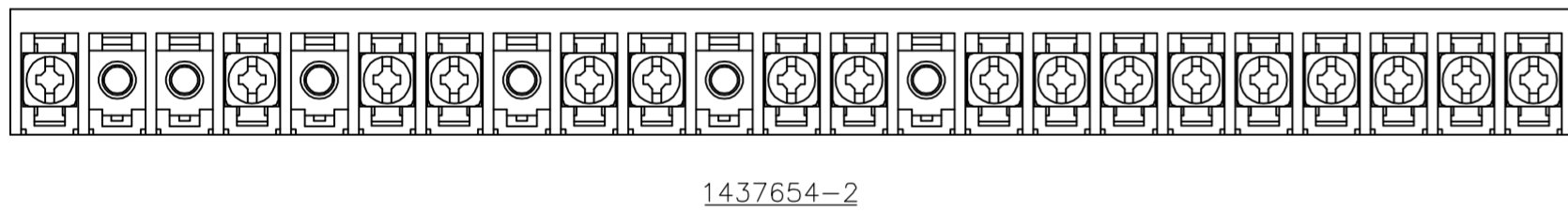
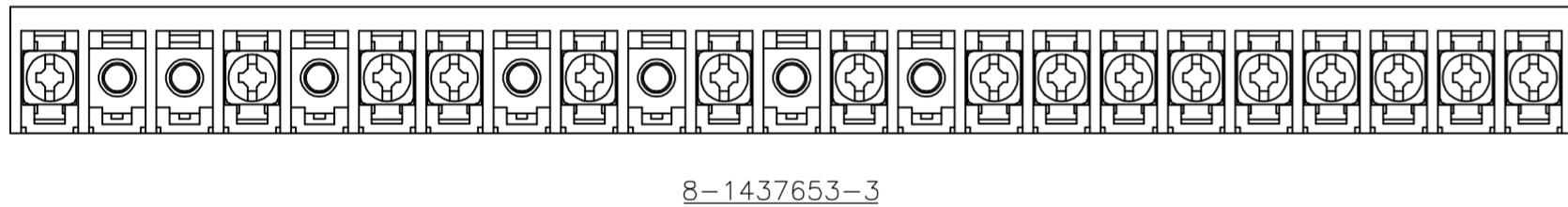
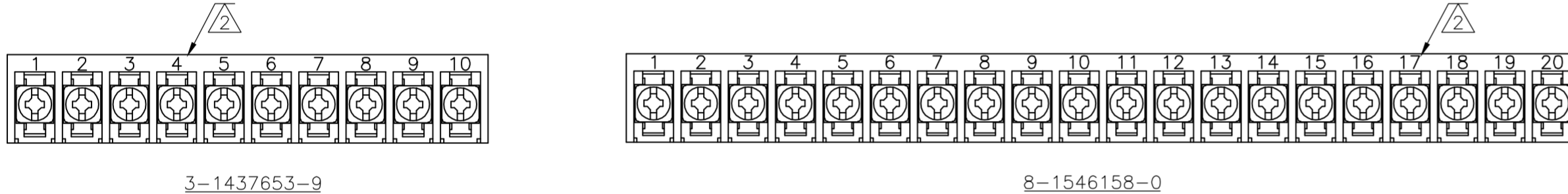
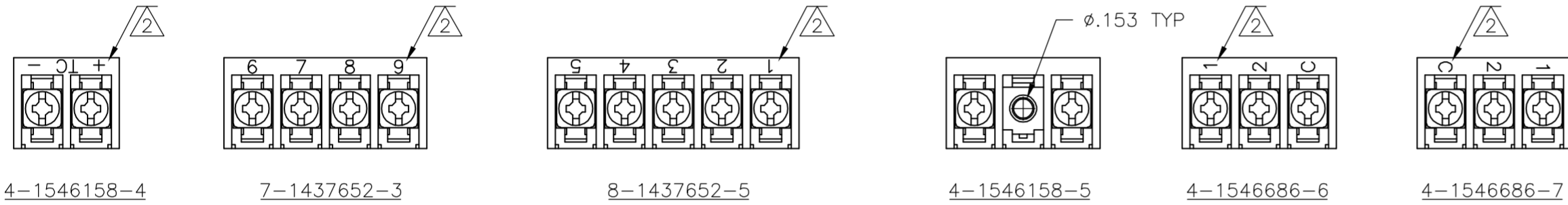
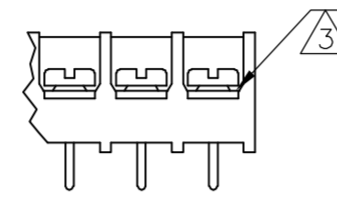
THIS DRAWING IS UNPUBLISHED. RELEASED FOR PUBLICATION
 © COPYRIGHT BY TYCO ELECTRONICS CORPORATION. ALL RIGHTS RESERVED.

LOC		DIST		REVISIONS			
P	LTR	DESCRIPTION	DATE	DWN	APVD		
FT	0	H1	REVISED PER ECO-05-14540	12/22/05	SS	SRY	

- NOTES:
- △ CAPTIVATED SCREWS.
 - △ MARK WITH WHITE PERMANENT INK.
 - △ ALL SCREWS TO BE DRIVEN DOWN TO TERMINAL SURFACE.
 - △ NICKEL PLATED BRASS SCREWS.



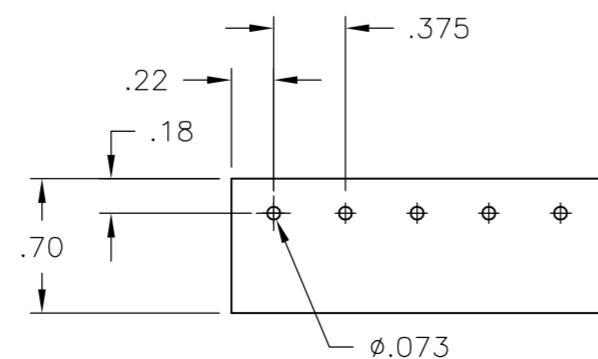
DETAIL FOR P/N's 1-1546160-6,
1-1546160-7 AND 1-1546160-8



MATERIAL:
 HOUSING: THERMOPLASTIC, UL94V-0 BLACK.
 TERMINALS: BRIGHT TIN PLATED, COPPER ALLOY.
 SCREWS: 6-32, STEEL, ZINC PLATED WITH CLEAR CHROMATE.

ELECTRICAL:
 CURRENT RATING UL/CSA:
 CLASS C: 25A, 300V.
 CLASS D: 5A, 600V.
 WIRE RANGE: 12-22 AWG

MECHANICAL:
 RECOMMENDED TIGHTENING TORQUE: 7 IN.-LBS.
 OPERATING TEMP.: 105°C MAX



RECOMMENDED PCB LAYOUT

DIM. REF.	NO. OF POS.	CATALOG NUMBER	TYCO PART NO.
11.311	30	6PCV-30-006	4-1546686-5
10.936	29	6PCV-29-006	1-1437656-2
10.561	28	6PCV-28-006	8-1546158-6
10.186	27	6PCV-27-006	8-1546158-5
9.811	26	6PCV-26-006	4-1437654-5
9.436	25	6PCV-25-006	4-1437654-1
9.061	24	6PCV-24-006	8-1546158-2
8.686	23	6PCV-23-006	4-1546686-3
8.311	22	6PCV-22-006	3-1437654-4
7.936	21	6PCV-21-006	3-1437654-1
7.561	20	6PCV-20-323	8-1546158-0
7.561	20	6PCV-20-006	1-1437654-9
7.186	19	6PCV-19-006	1-1437654-4
6.811	18	6PCV-18-006	1437654-7
6.436	17	6PCV-17-899	1437654-2
6.436	17	6PCV-17-006	9-1437653-8
6.061	16	6PCV-16-1389	4-1546686-9
6.061	16	6PCV-16-1388	4-1546686-8
8.686	16	6PCV-16-1047	8-1437653-3
6.061	16	6PCV-16-006	8-1437653-0
5.686	15	6PCV-15-1298	1-1546160-8
5.686	15	6PCV-15-006	7-1437653-4
5.311	14	6PCV-14-006	6-1437653-8
4.936	13	6PCV-13-1297	1-1546160-7
4.936	13	6PCV-13-006	6-1437653-3
4.561	12	6PCV-12-1296	1-1546160-6
4.561	12	6PCV-12-006	5-1437653-1
4.186	11	6PCV-11-006	4-1437653-5
3.811	10	6PCV-10-1269	3-1437653-9
3.811	10	6PCV-10-006	3-1437653-5
3.436	9	6PCV-09-002	1546262-3
3.436	9	6PCV-09-006	2-1437653-5
3.061	8	6PCV-08-1314	1-1437653-7
3.061	8	6PCV-08-006	1-1437653-3
2.686	7	6PCV-07-006	1437653-7
2.311	6	6PCV-06-002	1546262-4
2.311	6	6PCV-06-006	9-1437652-5
1.936	5	6PCV-05-002	5-1546686-0
1.936	5	6PCV-05-1267	8-1437652-5
1.936	5	6PCV-05-006	8-1437652-2
1.561	4	6PCV-04-1268	7-1437652-3
1.561	4	6PCV-04-1143	7-1437652-2
1.561	4	6PCV-04-006	6-1437652-7
1.186	3	6PCV-03-1385	4-1546686-7
1.186	3	6PCV-03-1384	4-1546686-6
1.186	3	6PCV-03-006	5-1437652-4
1.186	2	6PCV-02-807	4-1546158-5
.811	2	6PCV-02-1313	4-1437652-5
.811	2	6PCV-02-1216	4-1546158-4
.811	2	6PCV-02-006	3-1437652-9

THIS DRAWING IS A CONTROLLED DOCUMENT.		DWN R BROWN 22APR03	tyco Tyco Electronics Corporation Harrisburg, PA 17105-3608	
DIMENSIONS: INCHES		CHK H WAKEEM 22APR03	NAME 6PCV-XX-006	
TOLERANCES UNLESS OTHERWISE SPECIFIED:		APVD H WAKEEM 22APR03	SIZE A2 CAGE CODE 00779 DRAWING NO. C=3-1437652-9 RESTRICTED TO	
0 PLC ± -		PRODUCT SPEC	SCALE 1:1 SHEET 1 of 1 REV H1	
1 PLC ± -		APPLICATION SPEC	CUSTOMER DRAWING	
2 PLC ± .02		WEIGHT -		
3 PLC ± .010				
4 PLC ± -				
ANGLES ± 1°				
FINISH -				