

Model 67

Cermet Trimming Potentiometer



Features:

- 3/8" square
- Multiturn
- Sealed to be compatible with aqueous PCB cleaning process
- Highly reliable
- Long life



Applications:

- Any application requiring adjustability or calibration
- Medical
- Consumer electronics

Electrical

Standard resistance range	10 Ohms to 2 Megohms
Standard resistance tolerance	±10% (<100 Ohms = ±20%)
Input voltage	200 Vdc max. or rms not to exceed power rating
Slider current	100 mA max. or within rated power, whichever is less
Power rating	0.5 Watts at 85°C derating to 0 at 125°C
End resistance	2 Ohms max
Actual electrical travel	20 turns nominal
Dielectric strength	900 Vrms
Insulation resistance	1,000 Megohms minimum
Resolution	Essentially infinite
Contact resistance variation	1% or 1 Ohm max., whichever is greater

Environmental

Seal	85°C Fluorinert® (No Leaks)
Temperature coefficient	±100 ppm/°C (<100 Ohms = ±250 ppm/°C)
Operating temperature range	-55°C to +125°C
Thermal shock	Five cycles -55°C to +125°C (1% ΔRT, 1% ΔVR)
Moisture resistance	Ten 24 hour cycles (1% ΔRT, IR 1,000 Megohms min.)
Shock	6 ms saw-tooth, 100 G's (1% ΔRT, 1% ΔVR)
Vibration	20 G's, 10 to 2,000 Hz (1% ΔRT, 1% ΔVR)
High temperature exposure	250 hours at 125°C (2% ΔRT, 2% ΔVR)
Rotational life	200 cycles (3% ΔRT)
Load life	1,000 hours at 70°C & 0.5 Watts (2% ΔRT)
Resistance to solder heat	260°C for 10 sec. (1% ΔRT)

General Note

TT Electronics reserves the right to make changes in product specification without notice or liability. All information is subject to TT Electronics' own data and is considered accurate at time of going to print.

BI Technologies
4200 Bonita Place, Fullerton, CA 92835 | Ph: +1 714 447 2300
www.bitechnologies.com | www.ttelectronics.com

Model 67

Cermet Trimming Potentiometer



Mechanical

Mechanical stops	Clutch action, both ends
Torque, starting	5 oz.-in. max. (0.035 N-m)
Weight	0.04 oz. nominal (1.1 grams)

Packaging

Standard (no code): Boxes. Capacity = 100 units for 67W. 50 units for all other pin styles.

Option (TR code, available for 67W & 67X only): Tape & Reel. All units oriented with #1 pin to the right of the direction of feed.

Tape	Width =	18 mm
	Sprocket =	Single hole, 0.050" spacing
	Capacity =	1,000 units
	Seat plane to centerline of sprocket hole =	0.71" (18 mm)
Reel	Diameter =	14" (363 mm)

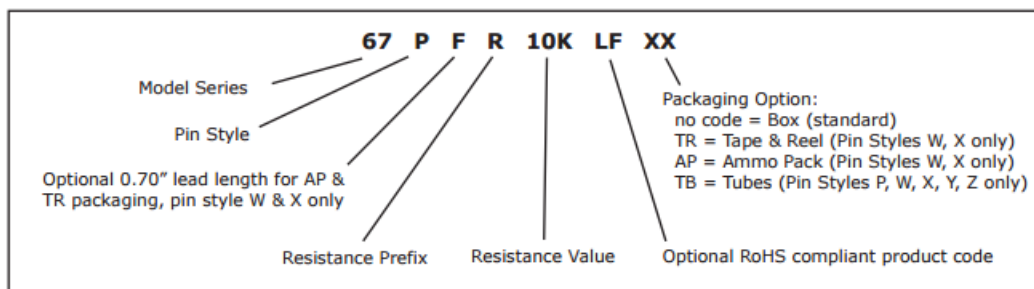
Option (AP code, available for 67W & 67X only): Ammo Pack. All units oriented with #1 pin to the right of the direction of feed.

Ammo	Tape fold =	12" (305 mm)
	Box =	1.8" x 13" x 10" (46 mm x 330 mm x 254 mm)

Option (TB code): Tubes. All units oriented with #1 pin to same side. Tube capacity = 50 units.

	Pin Style	P	W,Y	X,Z
Dimensions	Width =	0.57"	0.28"	0.28"
	Height =	0.66"	0.93"	0.93"
	Length =	20.9"	20.6"	24.4"

Ordering Information



General Note

TT Electronics reserves the right to make changes in product specification without notice or liability. All information is subject to TT Electronics' own data and is considered accurate at time of going to print.

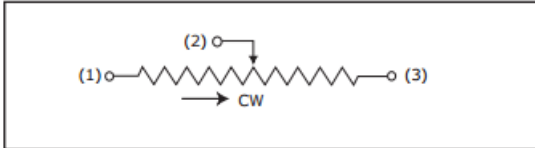
BI Technologies
4200 Bonita Place, Fullerton, CA 92835 | Ph: +1 714 447 2300
www.bitechnologies.com | www.ttelectronics.com

Model 67

Cermet Trimming Potentiometer



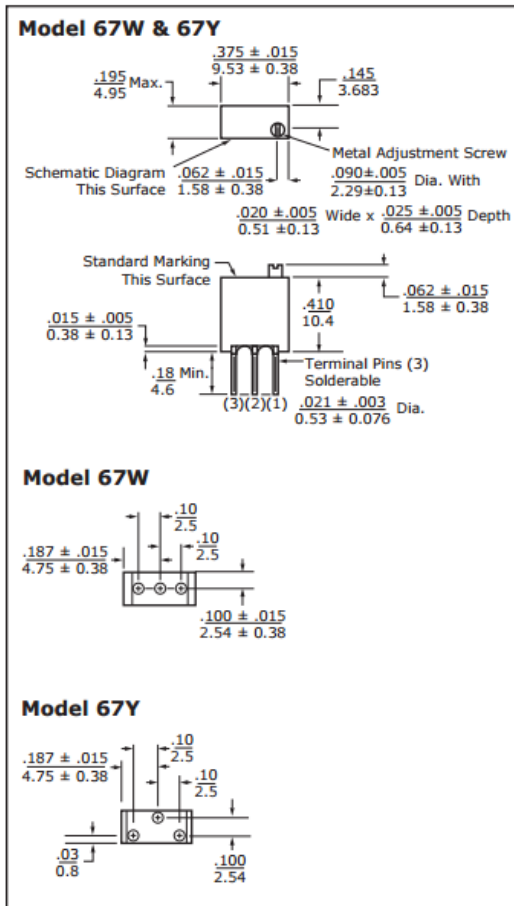
Circuit Diagram



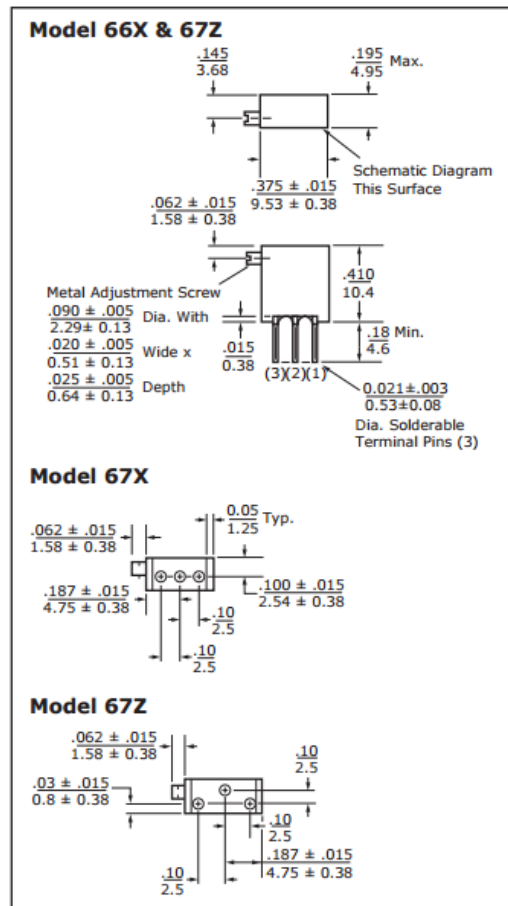
Standard Resistance Values

10	200	5K	50K	500K
20	500	10K	100K	1Meg
50	1K	20K	200K	2Meg
100	2K	25K	250K	

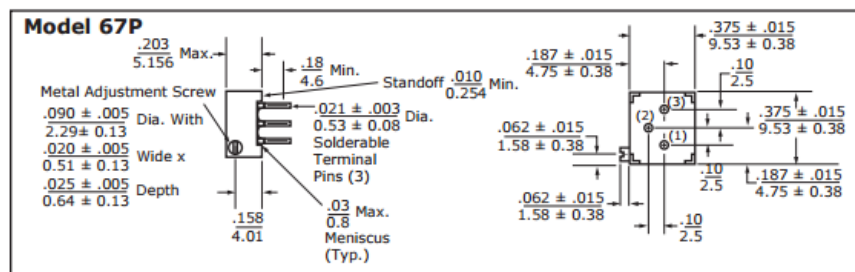
Top Adjustment



Side Adjustment



Side Adjustment



General Note

TT Electronics reserves the right to make changes in product specification without notice or liability. All information is subject to TT Electronics' own data and is considered accurate at time of going to print.

BI Technologies
4200 Bonita Place, Fullerton, CA 92835 | Ph: +1 714 447 2300
www.bitechnologies.com | www.ttelectronics.com