

Distributed by:

JAMECO[®]
ELECTRONICS

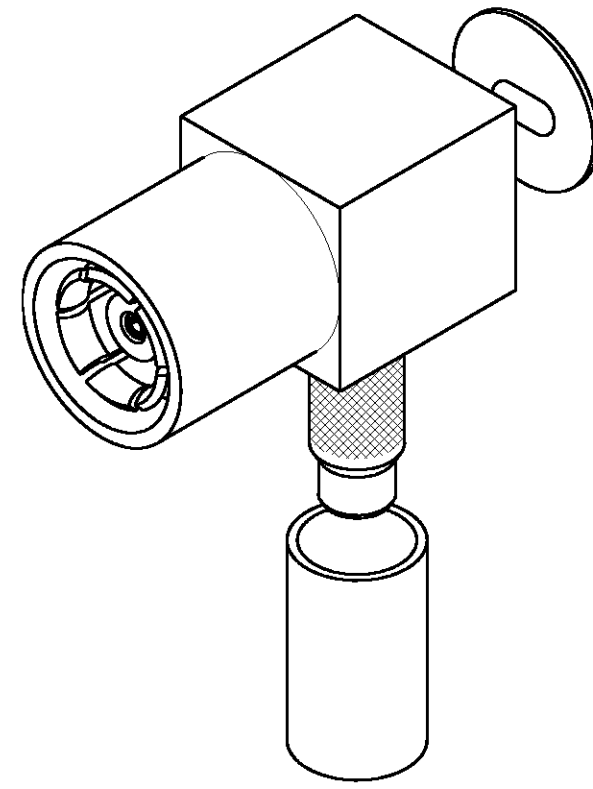
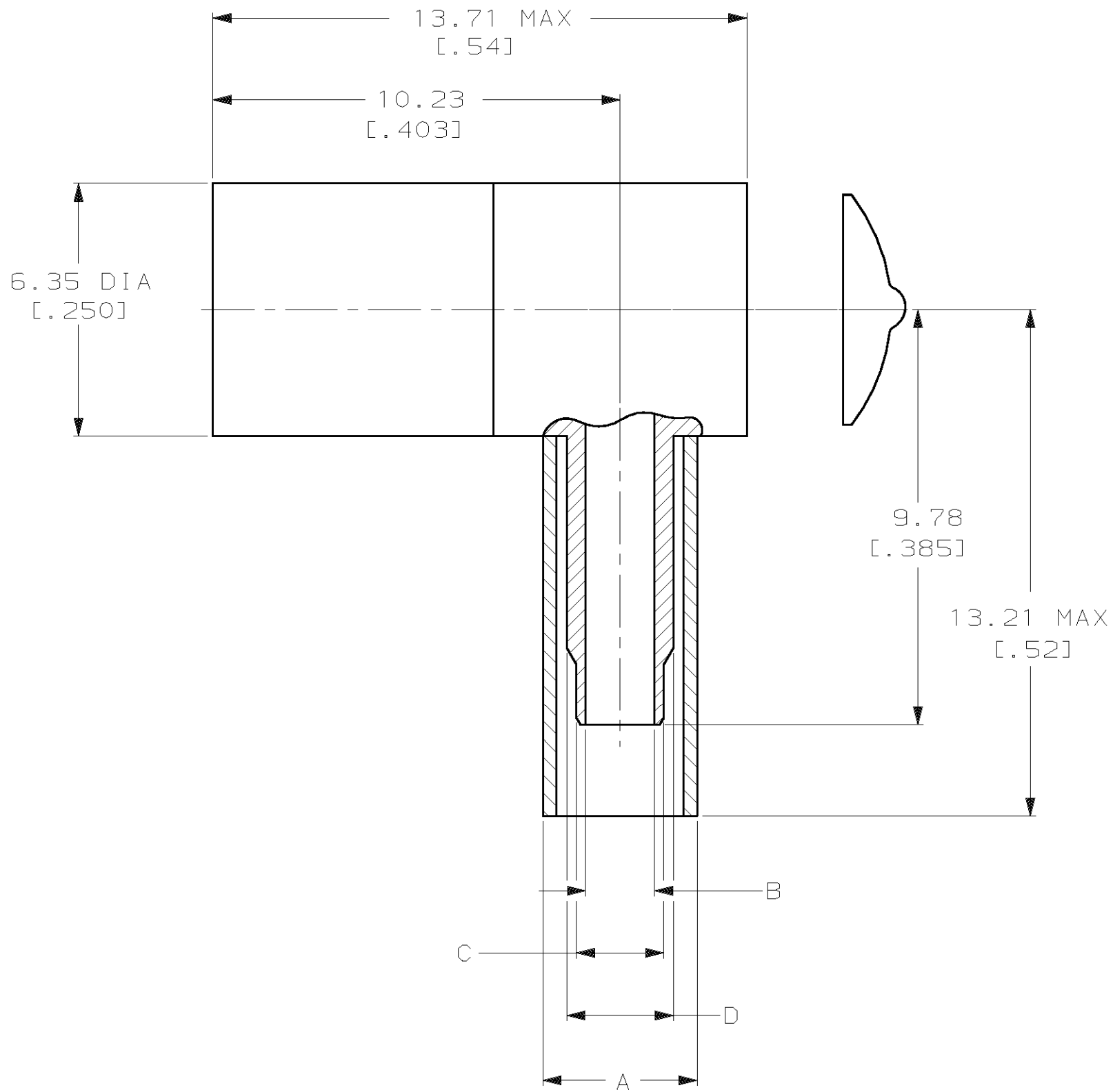
www.Jameco.com ♦ 1-800-831-4242

The content and copyrights of the attached
material are the property of its owner.

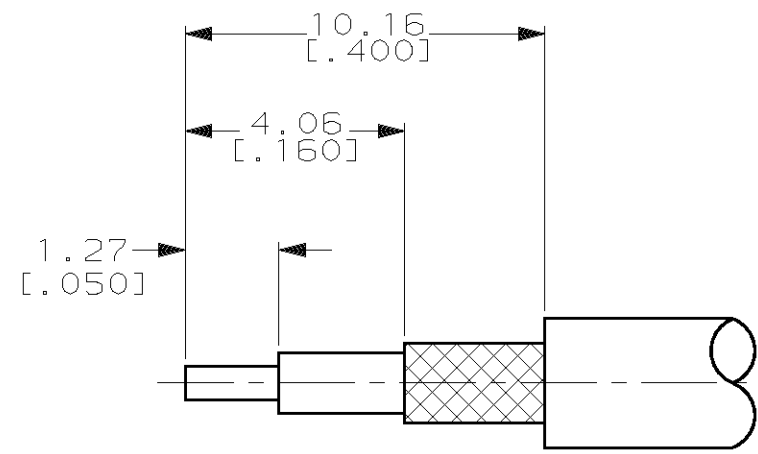
Jameco Part Number 945899

THIS DRAWING IS UNPUBLISHED. RELEASED FOR PUBLICATION
 © COPYRIGHT 19 BY AMP INCORPORATED. ALL INTERNATIONAL RIGHTS RESERVED.

LOC	DIST	P	F	ZONE	LTR	REVISIONS	DATE	APPD
AJ	16				J	REV PER 0U20-0130-00	30AMY00	MO
						DESCRIPTION		



ISOMETRIC VIEW



RECOMMENDED STRIP LENGTHS
SCALE NTS

- MATERIALS:
 BODY...BRASS PER QQ-B-626
 INNER AND OUTER CONTACTS...
 BERYLLIUM COPPER PER QQ-C-533
 DIELECTRIC...TEFLON PER LP-403
- FINISH:
 BODY AND OUTER CONTACTS...
 GOLD PER MIL-G-45204 OVER
 NICKEL PER QQ-N-290.
 CENTER CONTACT...GOLD PER MIL-G-45204
 AT INTERFACE AND AT SOLDER END; OVER
 NICKEL PER QQ-N-290
- FINISH:
 BODY...NICKEL PER QQ-N-290 OVER
 COPPER PER MIL-C-14550
 OUTER CONTACTS...GOLD PER MIL-G-45204
 OVER NICKEL PER QQ-N-290
 CENTER CONTACT...GOLD PER MIL-G-45204
 AT INTERFACE AND AT SOLDER END; OVER
 NICKEL PER QQ-N-290
- FINISH:
 BODY AND OUTER CONTACT...NICKEL
 PER QQ-N-290 OVER COPPER PER
 MIL-C-14550
 CENTER CONTACT...GOLD PER MIL-G-45204
 AT INTERFACE AND AT SOLDER END; OVER
 NICKEL PER QQ-N-290
- INTERFACE PER MIL-C-39012.
- SEE I.S. SHEET 2987-9

SUPSD BY 414002-4	C	58483-1	.151	HX4-1637	2.64 [.104]	2.16 [.085]	1.70 [.067]	4.54 [.179]	3	RG 174,188,316 (ALL DBL SHIELDED)	1-414002-0
	A	58483-1	.105	HX4-1637	1.98 [.076]	1.37 [.055]	0.96 [.040]	3.86 [.152]	4	RG 178,196	414002-9
	A	58483-1	.105	HX4-1637	1.98 [.076]	1.37 [.055]	0.96 [.040]	3.86 [.152]	3	RG 178,196	414002-8
SUPSD BY 414002-8	A	58483-1	.105	HX4-1637	1.98 [.076]	1.37 [.055]	0.96 [.040]	3.86 [.152]	2	RG 178,196	414002-7
SUPSD BY 414363-6	C	58483-1	.151	HX4-1637	2.64 [.104]	2.16 [.085]	1.70 [.067]	4.54 [.179]	4	RG 174,188,316 (ALL DBL SHIELDED)	414002-6
	B	58483-1	.128	HX4-1637	2.64 [.104]	2.16 [.085]	1.70 [.067]	3.86 [.152]	4	RG 174,188,316	414002-5
	C	58483-1	.151	HX4-1637	2.64 [.104]	2.16 [.085]	1.70 [.067]	4.54 [.179]	3	RG 174,188,316 (ALL DBL SHIELDED)	414002-4
	B	58483-1	.128	HX4-1637	2.64 [.104]	2.16 [.085]	1.70 [.067]	3.86 [.152]	3	RG 174,188,316	414002-3
	C	58483-1	.151	HX4-1637	2.64 [.104]	2.16 [.085]	1.70 [.067]	4.54 [.179]	2	RG 174,188,316 (ALL DBL SHIELDED)	414002-2
	B	58483-1	.128	HX4-1637	2.64 [.104]	2.16 [.085]	1.70 [.067]	3.86 [.152]	2	RG 174,188,316	414002-1
POSITION LETTER	AMP DIE SET	HEX SIZE	DANIELS DIE SET	D DIA	C DIA	B DIA	A DIA	NOTES	CABLE	PART NO	
AMP PRO-CRIMPER FOR BRAID CRIMP				M 22520/5-01 FOR BRAID CRIMP							

TOOLING INFORMATION

DO NOT SCALE PRINT. UNLESS SPECIFIED DIMENSIONS IN mm [INCHES] TOLERANCES ON: 2 PLC DEC ± 0.25 [.010] 3 PLC DEC ± 0.130 [.005] ANGLES ± 1°		DR <i>J. Heilig</i> 11/8/90	AMP Incorporated Harrisburg, PA 17105-3608		
MATERIAL SEE NOTES		CHK <i>J. McLEOD</i> 11/8/90	NAME		
FINISH SEE NOTES		APPD <i>J. McLEOD</i> 11/9/90	PLUG, RTANG CRIMP, HEX CRIMP, SMB		
		APPD <i>K. HEILIG</i> 1/28/91	SIZE C	CAGE CODE 00779	DRAWING NO 414002
		PRODUCT SPEC -	SCALE 8:1	SHEET 1 OF 1	
		APPLICATION SPEC -	PART NO		
		WEIGHT -			

